

PUMP SS SERIES



After more than 32 years of international experience in water technology with particular expertise in swimming pool pumps and filters, Emaux has evolved into a major force spanning 5 continents and appointing more than 200 distributors worldwide. Our research facilities and state of the art manufacturing plant ensures quality products that are specified where reliable and efficient filtration is critical. After considerable research into the Australian market - Emaux Water Technology Australia was launched in 2008 with headquarters in Perth. Following Emaux principles – all Emaux products were tested to meet Australian Standard AS/NZS 60335.1 and distribution and servicing established in all key centres.



EMAUX
Pool Pumps and Filters

The clear choice in water technology

Emaux Water Technology (Australia) Pty Ltd 12 Kembla Way Willetton WA 6155 Australia t:1300 293 633 e:info@emaux.com.au w: www.emaux.com.au

THE CLEAR CHOICE IN WATER TECHNOLOGY



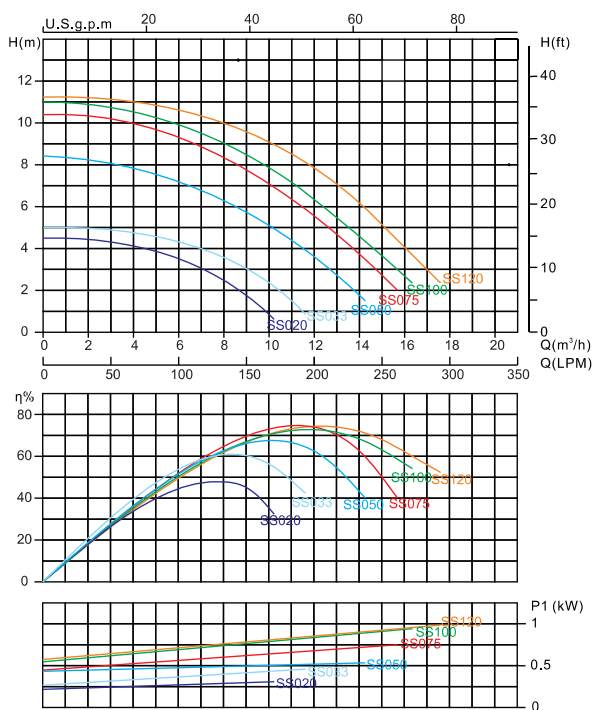
SS SERIES PUMP

FEATURES

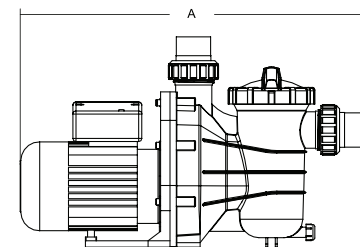
- Designed for domestic swimming pools or spa pools with medium head installations
- Materials used are non - corrosive
- Transparent lid for easy checking
- Using NSK bearing
- Low energy consumption
- Extremely quiet running
- External heat sink to ensure maximum cooling capability
- Designed for easy maintenance and repairs
- Available in 220V/50Hz, 110V/60Hz
- Specially made Union to incorporate both metric & imperial measurement standard
- Asynchronous, Two poles
- Class insulation:130
- IPX5 Waterproof Standard
- Built in thermal protection



MOTOR

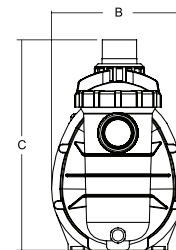


Flow curve info based on 220V/50Hz motor



TECHNICAL CHARACTERISTICS

Code 220V/50Hz	Code 110V/60Hz	Model No	Connection Size	Input power	Horsepower	Weight(kg)
88022401	88022601	SS020	1½ inch 50mm	0.28kW	0.2hp	6.20
88022402	88022602	SS033	1½ inch 50mm	0.43kW	0.33hp	6.50
88022403	88022603	SS050	1½ inch 50mm	0.55kW	0.50hp	8.03
88022404	88022604	SS075	1½ inch 50mm	0.75kW	0.75hp	9.01
88022405	88022605	SS100	1½ inch 50mm	0.90kW	1.0hp	9.09
88022406	88022606	SS120	1½ inch 50mm	0.97kW	1.2hp	11.00



Model No	A(mm)	B(mm)	C(mm)	Capacitance 220V	Capacitance 110V
SS020	507	211	340	5 µ F	20 µ F
SS033	507	211	340	6 µ F	24 µ F
SS050	552	211	340	8 µ F	30 µ F
SS075	552	211	340	14 µ F	40 µ F
SS100	552	211	340	20 µ F	60 µ F
SS120	552	211	340	20 µ F	60 µ F

Photos are for reference only, contents are subject to change without prior notice.