



Basic Features of our CTSE series Twin Screw Extruders -

- > Very Economically priced
- > Easy to clean design
- > Robust & strong design of Gear box for heavy duty Kneading at High Speeds
- > Machine barrel is CNC machined for Water Cooling Jacket for effective cooling
- > All Individual Controls for heaters & cooling section for accurate Temp. Control
- > Additional (Thermal) Heat transfer unit provided for energy savings
- > Gear Box is fitted with Oil Circulating Cooling Pump
- > Very Effective design for better Result of heavy as well as light mixing
- > Easy for changing of complete Element screw shaft
- > Segmented Screw Elements & liners to reduce the wear & tear operating cost
- > All wear parts Are manufactured from a very Special Steel for High Wear resistance. Also Coated for better wear life.
- > Very Wide range of production Capacity for Powder Coatings Section from 5 Kg/ hr. To 1250 Kg/Hr. Machines.
- > Very strong design back up all machines technology upgradation.



Technical data for CTSE Series Twin screw extruders (for Powder Coatings Powder Manufacturing)

Model No.	Screw Dia. mm	L/D ratio	Main Motor Kw	Feed Motor Kw	Heaters Kw	Max. RPM of Screw	Do/Di ratio	Typical Output Range Kg./ Hr.
CTSE-15L	15.0	18	3.75	-	3	650-800	1.53	2-5 kg/hr
CTSE-26	26.0	20	9.37	0.375	7.5	650-800	1.63	20-80 kg/hr
CTSE-40	40.0	20	30	1.125	9	650-800	1.63	80-180 kg/hr
CTSE-52	52.0	20	45	2.25	12	650-800	1.63	100-350 kg/hr
CTSE-52-A	52.0	24	56	5.6 Twin	18	650-800	1.63	250-600 kg/hr
CTSE-63	63.0	24	90	7.5 Twin	24	650-800	1.63	500-1200 kg/hr

The output shown here is indicative only, it may vary depending upon formulation & working conditions. Also the table shows Output data for Powder Coatings Powder manufacturing only, for other products capacity may vary.

However we can produce the Twin screw extruders with LD of upto 40 for any of the size mentioned above, or as per customer need as per final product requirements.

Please contact us or call us any additional information. We are suppliers of complete turn key project for Powder Coatings powder manufacturing along all machines & lab setup.

For all trade Inquiry contact at,


Clarion Enterprises,
J-9/6, MIDC, Ambad Area,
Nashik – 422010 Maharashtra, India.
Ph. +91 253 6698039, Mobile +91 9423964935 / 36

Email – clarionmachines@gmail.com,
Web – www.clarionenterprises.in
- www.clarionmachines.com

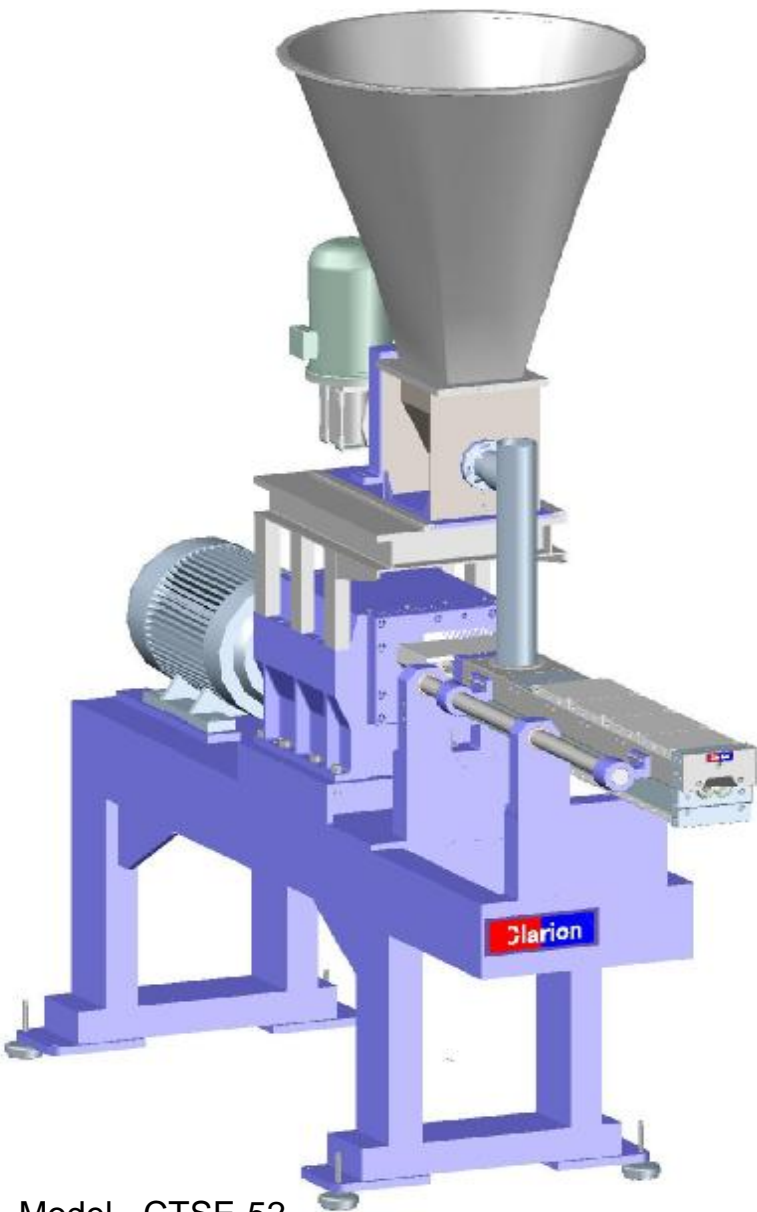


Special (optional) features

- 1) Thru Cooling for twin Shaft
- 2) Segmental barrel
- 3) Additional feeding Points
- 4) Special design Elements
- 5) High feed rate elements
- 6) water Heating System in place of electrical heaters
- 7) Additional process length



Close up View of Model - CTSE-52




Model - CTSE-52



Small Batch CTSE-26



Lab Model CTSE-15L



Medium Scale Model CTSE-52