

CROWN STATIONERS

(CrownDisplays, India)

SPECIALIZING IN DISPLAY SYSTEMS & SOLUTIONS, OFFICE SUPPLIES, STATIONERY, PRINTING
& TRADEMARK- ISO 9001:2008 SNAP-UP DISPLAY SYSTEMS

PREMIUM WOODEN PODIUM



Clarity in Communication
We bring to you an attractive public address podium
having a number of built in features

1. Built in 60 W amplifier and speakers.
2. Flexible goose neck Lamp & Mike
3. Input and output connections to expand capacity.
4. Wooden top and metal body

Application
Schools, Colleges,
Institutions,
Conference halls,
Hotels, Resorts etc,

**A Versatile public
address system
for an dynamic
audience.**

Order Now

PER UNIT COST - RS 39,990

OPERATION MANUAL & DETAILED SPECIFICATIONS ILLUSTRATED BELOW

≡

1)

**EDU-36B
LECTERN**



Choosing accessories
as following picture:



2)

**OPERATION MANUAL
INTELLECTIVE PUBLIC ADDRESS SYSTEM**

[LECTERN AMPLIFIER INSTRUCTION MANUAL]

1 Installation

1. Screw out four screws from the bottom of the column speaker, and then connect the bottom with the speaker and install well.
2. Use screws to connect the MIC, make sure the Lectern can work.
3. Screw out the four screws from the top of the speaker, then connect U shape bracket with column speaker then fix them.
4. Fix the wireless MIC receiver on the U shape bracket.
5. Connect the panel with the U shape bracket and fix them.




Figure 1

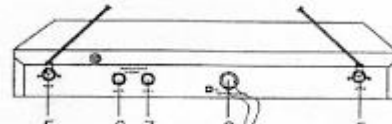
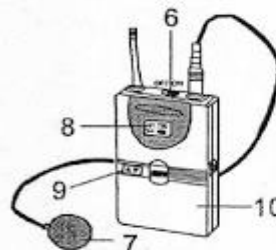
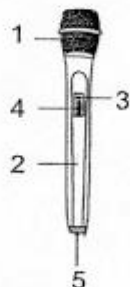


Figure 2

1. Power switch
2. Power indicator
3. Volume control
4. Audio signal indicator
5. Wireless loop line
6. Audio signal output B
7. Audio signal output A
8. ~220V-240V 50/60Hz power input

4 CONTROL AND FUNCTION (MICROPHONE)

1. A head of receiving sound
2. Handhole shell
3. A battery state indicator
4. Power switch
5. A box for a battery
6. A head of receiving sound There are packages of microphone in it.
7. Power switch Turn it, microphone is working. Push it the middle, it is pause working.
8. LCD manifestation. (You can see: the channel show, frequency show, electricity measure the manifestation.)
9. Channel Selector.
10. A box for a battery



3)

4)

5)



input.
in be

5 SPECIFICATIONS

Item	Type NO	LECTERN AMPLIFIER			
AC power source		~220V-240V 50/60Hz			
Consumption power		100W			
Frequency response		800Hz-16,000Hz			
T.H.D rate		Below 0.5%			
Output power		60W			
Sensitivity		Input	Balances output	Recording output	Amplifier output
	AUX 1	380MV	775mV	200mV	14V
	MIC 1	12MV	775mV	200mV	14V
	MIC 2	7MV	775mV	200mV	14V
	MIC 3	130MV	775mV	200mV	14V
(S / N)signal noise ratio		Above 65dB			
Pre output		0.775V / 0dB			
Audio control		Bass +10dB / Treble ±10dB			
Dimension		580(L)×420(W)×1100(H)mm			

Main Office no.- +91-22-26494872 / Email – crownstat@gmail.com

Sales Executive no's.- +91-9869747157 / 9969083883 / 9869424443 // 9869105626