



Shikom OverSeas



## MASSEY FERGUSON CATALOGUE



SHIKOM OVERSEAS

# MASSEY FERGUSON

## HYDRAULIC LIFT PARTS

IMAGE	SHIKOM CODE	NAME	OE NO. FOR REF ONLY	MODEL
	<b>001</b>	HYD. LIFT PUMP ASSY. 10 SPLINE MARK-I  FILTER FACES UP PRESSURE 2300 - 2800 PSI	184472M93 180473M93  184473M93	MF - 35,65,765
	<b>002</b>	HYD. LIFT PUMP ASSY. 21 SPLINE MARK-I FILTER FACES UP PRESSURE 2300 - 2800 PSI	713916M92	MF - DI
	<b>003</b>	HYD. LIFT PUMP ASSY. 10 SPLINE MARK - II FILTER FACES UP PRESSURE 2500-3000 PSI	899205M91	MF - 135,165
	<b>004</b>	HYD. LIFT PUMP ASSY. 10 SPLINE MARK-II FILTER FACES UP EXTRA DISTENCE PLATE FITTED PRESSURE 2800-3200 PSI	1684582M92	MF - 135 , 148 , 165, 175,178,185, 188 ,1080,1085,
	<b>005</b>	HYD. LIFT PUMP ASSY. 21 SPLINE MARK-II FILTER FACES UP EXTRA DISTENCE PLATE FITTED PRESSURE 2800-3200 PSI	1684583M92	MF - 135, 148 ,165,168,185,188
	<b>006</b>	HYD. LIFT PUMP ASSY. 21 SPLINE MARK III FILTER FACES DOWN CURVE TYPE LEVER PRESSURE 2300-2800 PSI	3761330K91	MF - 240
	<b>007</b>	HYD. LIFT PUMP ASSY. 21 SPLINE MARK III FILTER FACES DOWN CURVE TYPE LEVER PRESSURE 2800-3200 PSI	3761332K91	MF - 240
	<b>008</b>	HYD. LIFT PUMP ASSY. 21 SPLINE MARK III FILTER FACES DOWN STRAIGHT LEVER PRESSURE 2800-3200 PSI	1662693M93	MF - 240,245,250










# MASSEY FERGUSON

## HYDRAULIC LIFT PARTS

IMAGE	SHIKOM CODE	NAME	OE NO. FOR REF ONLY	MODEL
	009	HYD. LIFT PUMP ASSY. WITHOUT PRESSURE CONTROL UNIT 21 SPLINE MARK III FILTER FACES DOWN STRAIGHT LEVER	1683301M92	MF-135, 148 ,165, 168, 185 , 188, 240,250, 265,275,285,290, 298, 365,375, 390,398, 399, 550,565, 575, 590, 595,675,690, 698,699,
	010	HYD. LIFT PUMP ASSY. WITH PRESSURE CONTROL UNIT 21 SPLINE MARK III FILTER FACES DOWN	1675125M92 1672251M92 1872449M96 1868439M98	MF - 230,235,240,245,250,255, 265, 270, 282,283,285,290,298
	011	HYD. LIFT PUMP ASSY. WITH PRESSURE CONTROL UNIT 21 SPLINE MARK III FILTER FACES DOWN CURVE TYPE LEVER	3773700M92	MF - 285
	012	HYD. LIFT PUMP ASSY. 21 SPLINE MARK III FILTER FACES DOWN CURVE TYPE LEVER	3701159M91	MF - 399
	013	HYD. LIFT PUMP ASSY. DOUBLE FLOW	9002973M91	MF - 1215
	014	HYD. LIFT PUMP ASSY. 23MM 10 SPLINE FILTER FACES UP PRESSURE 2300-2800 PSI	53202100	IMT
	015	HYD. LIFT PUMP ASSY. 25MM 10 SPLINE FILTER FACES UP PRESSURE 2800- 3200 PSI	--	IMT
	016	HYD. LIFT PUMP ASSY. 10 SPLINE FILTER FACES UP PRESSURE 2800- 3200 PSI	51201300	IMT-560,577










# MASSEY FERGUSON

## HYDRAULIC LIFT PARTS

IMAGE	SHIKOM CODE	NAME	OE NO. FOR REF ONLY	MODEL
	017	HYD. LIFT PUMP ASSY. SINGLE CONTROL VALVE	8700	TED - 20
	018	HYD. LIFT PUMP ASSY. DOUBLE CONTROL VALVE	FD8NHYD.	TED - 20 NEW MODEL
	019	HYD. PUMP REPAIR KIT	1810858M91 189427M1 828927M91	MF - 35, 35X, 65, 765
	020	HYD. PUMP REPAIR KIT	1810859M91 897507M92 883402M92	MF-133,135, 140,148, 152,165, 168,175, 178,185, 188, MK- II & MK- III Pumps
	021	HYD. PUMP REPAIR KIT	1810860M91 1862486M96 884747M92	MF - 133,135, 135E,140,148,152, 165,175, 178,185, 188, 1080,1085 MK- II & MK- III PUMPS 2135,
	022	HYD. PUMP REPAIR KIT	1810860M91 884747M92	MF - 133,135,140,148,152,165, 168,175, 185,188, MK- II,MK- III PUMPS
	023	HYD. PUMP REPAIR KIT	1810860M91 3611085M91 884747M92	MF - 240,253,360,362,375,383, 390,393, 396,398,399
	024	HYD. PUMP REPAIR KIT	1810860M91 1681789M91 884747M92	MF - 133,135, 140,148,152, 165, 168,175,178,185,188,230,240,245, 250,253,265,275,285,290,298,340, 342,350,352,356,360,362,365, 375, 390,390T,398,399,550,565, 575 , 590, 675, 590, 675, 690,698,698T, 699,1080,1200,MK- II,MK- III
	025	HYD. PUMP REPAIR KIT 23MM	9923472T02	IMT - 533,539,558

# MASSEY FERGUSON









## HYDRAULIC LIFT PARTS

IMAGE	SHIKOM CODE	NAME	OE NO. FOR REF ONLY	MODEL
	026	HYD. PUMP REPAIR KIT 25MM	9925040T02	IMT -
	027	HYD. PUMP REPAIR KIT	--	TED - 20
	028	HYD. PUMP MAJOR KIT	1810858M91	MF - 35,35X,65,765
	029	HYD. PUMP MAJOR KIT	1810859M91	MF - 133,135,140,148, 152,165, 168,175,178,185,188 , MK- II,MK- III
	030	HYD. PUMP MAJOR KIT	1810860M91	MF - 133,135,135E,140,148,152, 165,168,175, 178, 185,188, MK- III Pump, 230,235, 245,255,265,275, 285,290,298,550,565,575,590,675, 690,698,698T,699
	031	HYD. PUMP MAJOR KIT 23MM	--	IMT
	032	HYD. PUMP MAJOR KIT 25MM	--	IMT
	033	CONTROL VALVE MARK-I	189427M91	MF - 35,FE35,TO35,35X,F40,50, 65,202,203, 204,205,302,304,765, 90 SUPER
	034	CONTROL VALVE MODIFIED DESIGN DEVELOPED BY U & T PATENT NO. 197185	REPLACES IN PLACE OF THIS PART NO 189427M91	MF - 35
	035	CONTROL VALVE MARK-II LENGTH 217 MM	897507M92	MF - 133,135E,135,140,148, 152, 165, 168,175,178,185,188,MK- II & MK- III Pumps Industrial



# MASSEY FERGUSON

## HYDRAULIC LIFT PARTS

IMAGE	SHIKOM CODE	NAME	OE NO. FOR REF ONLY	MODEL
	036	CONTROL VALVE WITH SLEEVE (EXTRA LONG) SQUARE ROD LENGTH 217 MM	--	MARK - II
	037	CONTROL VALVE WITH SLEEVE MARK-II SQUARE ROD LENGTH 219 MM SLEEVE IN ONE PIECE	1862486M96	MF-133, 135 E, 135, 140,148,152, 165,168,175,178,185,188,Industrial Tractor 20 C, 50, MK- II & MK-III Pump,204, 203,204,1080,1085, 2200,2135,3165.
	038	CONTROL VALVE WITH SLEEVE MARK-II SQUARE ROD LENGTH 219 MM WITH GASKET & SQUARE PLATE SLEEVE IN ONE PIECE	1862486 M96	MF- 133,135,140,148,152,165, 168, 175,178,185,188,MK II & MK III PUMPS,1080,1085,2135
	039	CONTROL VALVE WITH SLEEVE MARK-II SQUARE ROD LENGTH 219 MM SLEEVE IN 3 PIECES	1660209M91	MF - 1078
	040	CONTROL VALVE WITH SLEEVE MARK-III ROUND ROD LENGTH 198 MM	1870763M92	MF - 133,135,135E,140,148, 152, 165, 168,175, 178, 185,188, MK-III Pump, 230,235,245,255, 265,275, 285, 290, 298, 550, 565, 575, 590
	041	CONTROL VALVE WITH SLEEVE MARK-III SQUARE ROD LENGTH 190 MM	3611085M91	MF - 240,253,290,290 UK Models, 360,362,375,383,390, 393,396, 398, 399, 4225, 4235, 4243, 4245, 4253, 4255, 4263,4270,
	042	CONTROL VALVE WITH SLEEVE MARK-III SQUARE ROD LENGTH 198 MM	1681789M91	MF - 133,135E,135,140,148, 165, 168,175,185,188,230,240,250,265, 275,285,290,298,340,365,375,390, 390T,398, ,675,690,1080, 1200, MK- III Pump, Industrial Tractor (20C,20D, 20F, 30B,30D, 30E, 40B,40E)
	043	CONTROL VALVE WITH SLEEVE MARK-III SQUARE ROD LENGTH 198 MM GROOVE FOR LUBRICATION ON VALVE	REPLACE 168789M91	MF - 133,135E,135,140,148, 165, 168,175, 185,188,230,240,250,265, 275,285, 290,298,340,365,375,390, 390T,398,675,690,1080,1200, MK- III Pump, Industrial Tractor (20C,20D, 20F, 30B,30D, 30E, 40B,40E)












# MASSEY FERGUSON

## HYDRAULIC LIFT PARTS

IMAGE	SHIKOM CODE	NAME	OE NO. FOR REF ONLY	MODEL
	044	CONTROL VALVE WITH SLEEVE MARK-III LENGTH 198 MM THICK	1617141M91	MF - 285 (US Model),1080,1085
	045	CONTROL VALVE	181163M91 1053 181163M1 2425	TED - 20,TEA-20,TEF-20,FF-
	046	CONTROL VALVE WITH SLEEVE BIG	--	TED - 20
	047	CONTROL VALVE WITH SLEEVE SMALL	--	TED - 20
	048	RELIEF VALVE PRESSURE 2300-2800 PSI	190537M91	MF - 35, FE 35,35 X,40 E,50 E,65, 135, 165, 175,178, 230, 240, 250, 340, 365, 390, 390T, 765, 398, 399, 765, 835
	049	RELIEF VALVE MODIFIED PRESSURE 2700-3200 PSI DESIGN DEVELOPED BY U & T FOR MF-245	REPLACE IN PLACE OF THIS PART NO. 884747M92	MF - 245
	050	RELIEF VALVE PRESSURE 2300-2800 PSI COLOUR CODE: SELF COLOR	828927M91	MF - 35, FE 35,35 X,40 E, 50E,65, 135,165,175,178,230,240,250,340, 365,390,390T,398,399,765,835
	051	RELIEF VALVE PRESSURE 2500-3000 PSI COLOUR CODE:- YELLOW	883402M92	MF - 135,165,175,178,185, 188, 203,203XMK- II,205,205XMK- II, 230,240,245,250
	052	RELIEF VALVE PRESSURE- 2700-3200 PSI COLOUR CODE:- BLACK	884747M92	MF - 165,175,178,230,240,250, 265,275,285,290,340,375,390T, 1080, 1085, 2200, 3165, 390, Industrial Tractor (30B,30D, 30E,40,40B,40E, 50),
	053	RELIEF VALVE PRESSURE 2300-2800 PSI COLOUR CODE- SELF COLOUR	56002210	IMT,542-577

# MASSEY FERGUSON














## HYDRAULIC LIFT PARTS

IMAGE	SHIKOM CODE	NAME	OE NO. FOR REF ONLY	MODEL
	054	RELIEF VALVE ROUND BODY PRESSURE 3000 PSI	1662590M91	MOST OF LATIN AMERICAN MF MODELS
	055	RELIEF VALVE HEX BODY PRESSURE- 3200 PSI	--	MOST OF LATIN AMERICAN MF MODELS
	056	RELIEF VALVE HEX BODY PRESSURE- 2700-2800 PSI FOR HIGH FLOW PUMP	3401834M91	MF - 350,352,355,360, 365 , 372, 382,390, 398,399,4215 ,4220,4225, 4235,4240, 4245,4255 ,4260, 4070, 4315,4320, 4325,4335 ,4360, 4370
	057	RELIEF VALVE PRESSURE 2050 PSI	8N638	TED - 20
	058	RELIEF VALVE PRESSURE 2050 PSI	204887	TED - 20 , TEA-20, TEF-20, FF-30DS
	059	PRESSURE CONTROL UNIT ASSY.	1680061M91	MF - 148,165,168,185,188,230 , , 240,245,250, 265,275, 285 ,290, 298, 565,575,590,675,690 ,698, 698T,1085
	060	CHAMBER REPAIR KIT (SET OF 24 PCS) CONSISTING OF INLET VALVE-4, OUTLET VALVE-4, INLET SPRING - 4, OUTLET SPRING - 4, CIRCLIP - 4, 'O' RING - 4	1810678M91 827718M2	All MF Model After TE 20 l. e. MK1, MK- II, MK- III, 35, 65, 135, 148,150,165,168, 175, 178, 185, 188, 230, 240, 250,265, 275, 285, 290, 298, 340, 360, 365, 375, 382, 390,390T ,398,399, 575, 590,675, 690, 765,1080,1200, 4225
	061	CHAMBER VALVE REPAIR KIT	830997M91	MK-I, MK-II, MK-III (SUITABLE FOR ALL MODELS)
	062	CHAMBER REPAIR KIT (3 TYPE LOCK) (SET OF 32 PCS) CONSISTING OF INLET VALVE - 4, OUTLET VALVE - 4, INLET SPRING - 4, OUTLET SPRING - 4, INTERNAL CIRCLIP - 4, WIRE CIRCLIP SMALL DIA - 4, WIRE CIRCLIP LARGE DIA - 4, 'O' RING - 4	1810678M91 827718M2 1868743M1	All MF Model After TE 20 l. e. MK1, MK- II, MK- III, 35, 65, 135, 148,150,165,168, 175, 178, 185, 188, 230, 240, 250,265, 275, 285, 290, 298, 340, 360, 365, 375, 382, 390,390T ,398,399, 575, 590,675, 690, 765,1080,1200, 4225
	063	CHAMBER REPAIR KIT	2496	TED - 20,2N,8N,9N,TE20,TE20A, TE20D,TE20F,TO20
	064	HYD. PUMP MINOR KIT	184471M1 1810678M91 184470M1 181999M1 827718M2 892604M1	MF - 35,65,765



# MASSEY FERGUSON

## HYDRAULIC LIFT PARTS

IMAGE	SHIKOM CODE	NAME	OE NO. FOR REF ONLY	MODEL
	065	HYD. PUMP MINOR KIT	897491M1 1810678M91 1860038M1 827718M2 897493M1	MF - 135,148,165,168 178,185, 188,240,265,285
	066	HYD. PUMP MINOR KIT	1868435M3 1810678M91 1860038M1 1868441M1 1868743M1 897493M1	MF - 135, 148, 165, 168, 175, 178, 185,188,230,240,245,250,265,275, 285,290,298, 350, 360,362,365,340, 375, 390, 390T, 398, 565,575,590, 675,690, 698, MK -2 & MK- 3 Pump Industrial 20C,20D,20F,30B, 30D,30E, 40B,40E,50
	067	HYD. PUMP MINOR KIT 23MM	51200296 1810678M91 51200297 181999M1 827718M2 892604M1	IMT
	068	HYD. PUMP MINOR KIT 25MM	56002106 1810678M91 56002104 181999M1 827718M2 56002105	IMT
	069	HYD. LIFT PUMP CAM SHAFT 10 SPLINE LONG LENGTH	181994M1	FE - 35, 35, 35X, 65, 765
	070	HYD. LIFT PUMP CAM SHAFT 10 SPLINE	181993M91	MF - 35,IE35,to 35,50,65,135,150, 165,175, 178,202,204,205,302,304, 2035,3165,
	071	HYD. LIFT PUMP CAM SHAFT 10 SPLINE LONGER SPLINE	899915M92	MARK - II, 135UK,150,165, 175, 178,180,280, 285,1085 Industrial - 20,30, 40, 2135,3165,
	072	HYD. PUMP CAM SHAFT 21 SPLINE	1868544M92	MF-DI
	073	HYD. LIFT PUMP CAM SHAFT 21 SPLINE 2 GROOVES	1868545M2	MF - 20E,148,165,168,185,188, 240, 245, 250, 265,275,285,290, 298, 350, 355, 365,375,390,398, 399, 550,565,675,690,698,698T, 699, 1080
	074	HYD. LIFT PUMP CAM SHAFT 21 SPLINE LONGER SPLINE 3 GROOVES	1871781M92	MF - 285
	075	HYD. LIFT PUMP CAM SHAFT 21 SPLINE	1684621M91	MARK - II
	076	HYD. LIFT PUMP CAM SHAFT 21 SPLINE	3613194M1	MF - 399
	077	HYD. LIFT PUMP CAM SHAFT ONE SIDE 10 AND OTHER SIDE 21 SPLINE	N.P.N	MF -241
	078	HYD. LIFT CAM SHAFT OLD MODEL	N.P.N	TED 20

# MASSEY FERGUSON

## HYDRAULIC LIFT PARTS

IMAGE	SHIKOM CODE	NAME	OE NO. FOR REF ONLY	MODEL
	079	HYD. LIFT CAM SHAFT NEW MODEL	N.P.N	TED 20
	080	HYD. LIFT PUMP CAM SHAFT DOUBLE CAM	9002250M91	MF - 1215
	081	VALVE CHAMBER BODY ASSY. INCLUDING VALVES KIT & PLUGS	184471M1 1810678M91 181999M1 194471M1	MF - 35,65,765
	082	VALVE CHAMBER BODY ASSY. INCLUDING VALVES KIT & PLUGS	897491M1 1810678M91 181999M1 194471M1	MF - 135, 148, 165, 168, 178, 185,188,240,265,285,MK-II Pump
	083	VALVE CHAMBER BODY ASSY. INCLUDING VALVES KIT & PLUGS	1868435M3 1810678M91 1868741M1 1868743M1	MF - 245
	084	VALVE CHAMBER BODY ASSY. INCLUDING VALVE KIT & PLUGS PISTON BORE 23 MM	51200296 1810678M91 181999M1 194471M1	IMT-533,539,558
	085	VALVE CHAMBER BODY ASSY. INCLUDING VALVE KIT & PLUGS PISTON BORE 25 MM	56002106 1810678M91 181999M1 194471M1	IMT-542,577
	086	VALVE CHAMBER BODY ASSY. RH INCLUDING VALVES KIT & PLUGS	9N621	TED 20, FORD - 2N,8N,9N
	087	VALVE CHAMBER BODY ASSY. LH INCLUDING VALVES KIT & PLUGS	9N622	TED 20, FORD - 2N,8N,9N
	088	VALVE CHAMBER BODY	184471M1	MF - 35,35X,FE35,F40,50,65,135, 165,175,765,835,Industrial 35 Turf & Utility,2135
	089	VALVE CHAMBER BODY	897491M1	MF - 135,148, 165, 168, 178, 185, 188,240,265,285,MK-2 Pump, 2135,3165 Industrial 30,40
	090	VALVE CHAMBER BODY	1868435M3 1868734M3	MF - 135, 148, 165, 168, 175, 178, 185,188,230,240,245,250,265,275, 285,290,298, 350, 360,362,365,340, 375, 390, 390T, 398, 565,575,590, 675,690, 698, MK -2 & MK- 3 Pump Industrial 20C,20D,20F,30B, 30D,30E,
	091	VALVE CHAMBER BODY PISTON BORE 23 MM	51200296K 51200296	IMT-533,539,558

# MASSEY FERGUSON

## HYDRAULIC LIFT PARTS

IMAGE	SHIKOM CODE	NAME	OE NO. FOR REF ONLY	MODEL
	092	VALVE CHAMBER BODY PISTON BORE 25 MM	56002106(K) 56002106	IMT-542,577
	093	VALVE CHAMBER BODY SET SET OF 2 PCS RH + LH	--	TED 20, FORD - 2N,8N,9N
	094	VALVE CHAMBER BODY RH	7207	TED 20, FORD - 2N,8N,9N
	095	VALVE CHAMBER BODY LH	7208	TED 20, FORD - 2N,8N,9N
	096	HYD. LIFT PUMP BODY FRONT	182006M91	MF - 35,65,765
	097	HYD. LIFT PUMP BODY FRONT	897487M91	MF - 135,165,175, 178
	098	HYD. LIFT PUMP BODY FRONT	1665499M91	MF - 245,240
	099	HYD. LIFT PUMP BODY FRONT	4243743E01	MAHAMAHAN
	0100	HYD. LIFT PUMP BODY FRONT	9000962 M2	MF - 1215
	0101	HYD. LIFT PUMP BODY CENTRE BODY	9002608 M1	MF - 1215
	0102	HYD. LIFT PUMP BODY REAR	182005M93	MF - 35,65,765
	0103	HYD. LIFT PUMP BODY REAR	897488M91	MF - 135,165,175, 178











# MASSEY FERGUSON

## HYDRAULIC LIFT PARTS

IMAGE	SHIKOM CODE	NAME	OE NO. FOR REF ONLY	MODEL
	0104	HYD. LIFT PUMP BODY REAR SUITABLE FOR RELIEF VALVE THREAD 9/16 UNF	1665609M92	MF - 245,240
	0105	HYD. LIFT PUMP BODY REAR SUITABLE FOR PRESSURE CONTROL UNIT THREAD SIZE 3/8 BSW	1665609M92	MF - 285
	0106	HYD. LIFT PUMP BODY REAR	9002679M3	MF - 1215
	0107	HYD. PUMP COUPLING 10 SPLINE	180926M1	MF- 35, 65,85,88,135,150,165,175, 765,2200,3165, Conventory, 90 Super, 2135 Turf Utility Narrow
	0108	HYD. PUMP COUPLING 21 SPLINE	1868538M4	MF - 230, 235 ,240, 245, 250, 265,270, 275, 285, 290, 298,360, 375,383,390T,392S,393,398,399, 670,690, 698, DI/245
	0109	CAM BLOCK FRONT WITH LIP REAR WITHOUT LIP SET OF 2 PCS	180924M2 180925M2	All MF MODEL AFTER TE20 MF- ,35 TURF & UTILITY, 35, 65, 135,150, 148,158,165, 168, 175, 178, 185, 188, 230, 240,245, 250, 265,275, 285,290,298,340,350,360, 365, 375,382,382N , 90,390T, 398, 565, 575, 590, 595,675, 690, 765
	0110	CAM BLOCK FRONT WITH LIP	180924M2	
	0111	CAM BLOCK REAR WITHOUT LIP	180925M2	
	0112	CAM BLOCK CUT TYPE	9000976M1	MF - 1215
	0113	CAM BLOCK	1042 181066M1 181066M91 9N617A	TED - 20,2N,8N,9N,TE20,TE20A, TE 20D,TE20F,TO20,
	0114	CAM BLOCK	--	TED - 20 NEW MODEL
	0115	HYD. PUMP BODY BUSH GUN METAL	195949M1	All MF Model After TE20 MF- 35 ,65,765,135,150,148,158,165, 168, 175,178,180,185,188, 230,240,245, 250,265,275,285, 290,298,340,342, 350, 355, 360, 362, 365, 372,375, 390,390T, 398, 399, 550, 565,575, 590, 595,675, 690

# MASSEY FERGUSON

## HYDRAULIC LIFT PARTS

IMAGE	SHIKOM CODE	NAME	OE NO. FOR REF ONLY	MODEL
	0116	HYD. PUMP BODY BUSH BI METAL	1664491M1	All MF Model After TE20 MF- 35,65,765,135,150,148,158,165, 168, 175,178,180,185,188, 230,240,245, 250,265,275,285, 290,298,340,342, 350, 355, 360, 362, 365, 372,375, 390,390T, 398, 399, 550, 565,575, 590, 595,675, 690
	0117	HYD. PUMP BODY BUSH	1059 181095M1	TED - 20,TE20A,TE20D,TE20F, TO20, 65,2N,8N,9N
	0118	HYD. PUMP SQUARE PISTON 23MM DIA SGI STEEL	190799M1 184470M1	FE35 (From S/N 565684),MF - 35, 35X,65,202,204,765,2135,Industrial 35 TURF & UTILITY,50,135, 150, 165,175,
	0119	HYD. PUMP SQUARE PISTON 25 MM DIA SGI STEEL	1860038M1	All MF Model After MF - 65,135, 148,158,165,168,175,178,185,188, 230,240,250,265,275,285,290,298, 340, 350,353,360,362,365,372,375, 390, 390T, 399,550,575, 590, 595, 675, 690, 698,698T,699,1080,1200, MK-2 & MK-3 Pumps Industrial Tractor ( 20C, 20D, 20F, 30B,30D)
	0120	HYD. PUMP SQUARE PISTON 20 MM DIA SGI STEEL	4009 9N615 890675M1	TED - 20,TE20,TE20A,TE20D, TE20F, 2N,8N,9N
	0121	HYD. PUMP SQUARE PISTON 20 MM DIA SGI STEEL	181043M1	TED - 20
	0122	HYD. PUMP SQUARE PISTON 23MM DIA SGI STEEL	51200297	IMT -533,539,558
	0123	HYD. PUMP SQUARE PISTON 25 MM DIA SGI STEEL	56002104	IMT -
	0124	HYD. PUMP SQUARE PISTON RING 23 MM DIA	190848M1 892604M1	MF - 35,35X,FE35,65,765,835
	0125	HYD. PUMP SQUARE PISTON RING 25 MM DIA	897493M1	MF -65,135,148,150,165,168,175, 178,185,188,230,240,250,265,275, 285, 290,298,340,342,350,352,355, 360, 362,365, 372, 375,382,390, 390T,398,399, 575,590,595, 675, 690,698, 699, 1080,4235, 4245, 4255, 4260, 4265, 4335, 4345,
	0126	HYD. PUMP SQUARE PISTON RING 25 MM DIA	56002105	IMT -
	0127	HYD. PUMP CONTROL VALVE LEVER	180952M91	MF - 35,65,765



# MASSEY FERGUSON

## HYDRAULIC LIFT PARTS

IMAGE	SHIKOM CODE	NAME	OE NO. FOR REF ONLY	MODEL
	0128	HYD. PUMP CONTROL VALVE LEVER	189370M91	MF - 35,65,202,204,765,35X,9nd 35 Turf utility
	0129	HYD. PUMP CONTROL VALVE LEVER	897516M91	MF - 20C, 30, 31, 40,50,135,135E, 140,148,152,165,168,175,178,180, 185,188,215,MK-I,MK- II
	0130	HYD. PUMP CONTROL VALVE LEVER	897516M91	MARK - II
	0131	HYD. PUMP CONTROL VALVE LEVER	1868471M91	MF - 133,135,140 ,148, 165,175, 185,188,230,235,240,245, 250,255, 265,270, 275, 285 & MK-3 Pumps, 550, 565,575,590 675,690,698, 699,1200 , 1250,
	0132	HYD. PUMP CONTROL VALVE LEVER (CURVE TYPE)	3610175M91	MF - 230,240, 265 S, 275,285S, 290,340, 355,360,362, 365,372N, 375,375E,382N,390,435,445,465, 475,650, 660,
	0133	HYD. PUMP FILTER (STRAINER)	185551M92 521451M1	MF - 35,,65,85,135,,150,165, 175 UK ,178,180
	0134	HYD. PUMP FILTER (STRAINER)	1660715M92 1687042M91 1870199M92	MF - 230, 231, 235, 240, 245, 250, 255 ,265,275,285,360,365,375,390, 390T
	0135	HYD. PUMP FILTER (STRAINER)	3700504M91	MF - 399
	0136	HYD. PUMP FILTER (STRAINER)	9002971 M91	MF - 1215
	0137	HYD. PUMP FILTER (STRAINER)	56002240	IMT - 542,577
	0138	HYD. PUMP FILTER (STRAINER) HOUSING (ALLUMINIUM)	189373M1	MF - 35,65,765
	0139	HYD. PUMP FILTER (STRAINER) HOUSING (ALLUMINIUM)	886459M91 1870073M1	MARK - II

# MASSEY FERGUSON

## HYDRAULIC LIFT PARTS

IMAGE	SHIKOM CODE	NAME	OE NO. FOR REF ONLY	MODEL
	0140	HYD. PUMP FILTER (STRAINER) HOUSING (ALLUMINIUM)	1870072M2 1870812M92 3599949M1	MF - 148,165,240,245,265,285, 290,
	0141	HYD. PUMP FILTER HOUSING COVER STEEL O/M	189367M2	MF - 35,135,245
	0142	HYD. PUMP FILTER HOUSING COVER STEEL N/M	N.P.N.	MF - 35
	0143	HYD. PUMP FILTER HOUSING COVER STEEL	897515M1	MF - 135
	0144	HYD. PUMP FILTER HOUSING COVER STEEL	1869607M92	MARK - II,MF- 1078
	0145	HYD. PUMP FILTER HOUSING COVER STEEL	1870807M1	MF - 240,245
	0146	HYD. PUMP FILTER HOUSING COVER STEEL	3599748M91	MF - 240,399
	0147	HYD. PUMP NON RETURN VALVE	1870811M1	MF - 245, 285
	0148	HYD. PUMP FILTER BODY CAP & BOWL	185839M1 185555M1	MF - 35,65,765
	0149	HYD. PUMP FILTER CAP	1869617M92	MK-II,MF-1078
	0150	HYD. PUMP FILTER CAP	1671633M1	MF - 230, 231, 235, 240, 245, 250, 255,265,275,285,360,375,390,390T
	0151	HYD. PMP WASHER	1664589M1	MF - 240,245,265,285
	0152	HYD. PUMP PATTI	1869831M1	MF - 240,245,265,285

# MASSEY FERGUSON

## HYDRAULIC LIFT PARTS

IMAGE	SHIKOM CODE	NAME	OE NO. FOR REF ONLY	MODEL
	0153	HYD. PUMP FILTER LEVER	1868453M2	MF - 240,245,265,285
	0154	HYD. PUMP OSCILLATOR BODY	182002M1	MF - 35,65,765
	0155	HYD. PUMP OSCILLATOR BODY	897496M91 1660212M91	MF - 135,1078
	0156	HYD. PUMP OSCILLATOR BODY	1869826M93 1869826M92	MF - 65, 133, 135, 140, 145, 148, 165, 185, 188, 230, 235, 240,243, 245, 250, 265, 275, 285,290,298, 340, 362, 365,372N,375,390,398, 399,465,475,565,575,590, 595,675, 690,698,699,765,1085,1200,4235, 4245, 4255,4260, 4265, 4270,4335, 4345, 4355,4360, 4365
	0157	HYD. PUMP OSCILLATOR BODY	N.P.N.	MF -241
	0158	HYD. PUMP BALANCER TUBE	1686740M1	MF - 65, 133, 135, 140, 145, 148, 165, 168 MK-III, 185, 188, 230, 235, 240 ,243, 245, 250, 265, 275, 285,290,298,340, 362, 365,372N, 375,382N, 390,398,399
	0159	HYD. PUMP OSCILLATOR LINK	180934M1	MF - 35,135
	0160	HYD. PUMP CONTROL VALVE PIN (ROUND HEAD)	189364M91	MF - 35,65,765
	0161	HYD. PUMP CONTROL VALVE PIN (SQUARE HEAD)	180937M91	MF - 35,65,765
	0162	HYD. PUMP CONTROL VALVE SPRING	180940M91	MOST OF MF MODELS
	0163	HYD. PUMP CONTROL VALVE SLEEVE	183838M1	MF-35,135
	0164	HYD. PUMP CONTROL VALVE SPACER	180947M1	MF - 35,135
	0165	HYD. PUMP CONTROL VALVE WASHER BIG	180948M1	MF - 35,135
	0166	HYD. PUMP CAM FLOWER	180933M1	MF - 65,133, 135,140,148, 152, 158,165,168,175,178,180, 185,188, 230,231, 240, 250, 265,275, 285, 290,298, 340, 342,350,352, 355, 360,372,375,382,390,398,399
	0167	CAM SHAFT RING	9001208 M1	MF - 1215



# MASSEY FERGUSON

## HYDRAULIC LIFT PARTS

IMAGE	SHIKOM CODE	NAME	OE NO. FOR REF ONLY	MODEL
	0168	HYD. PUMP CONTROL VALVE LEVER STUD WITH NUT	826760M1	MF - 35
	0169	CONTROL VALVE LEVER GUIDE BRACKET	189368M1	MF - 35,65,135,765,
	0170	HYD. PUMP CONTROL VALVE GUIDE SQUARE	N. P. N.	MF - 135
	0171	HYD. PUMP CONTROL VALVE GUIDE SQUARE	1862576M2	MF - 245,240
	0172	HYD. PUMP CONTROL VALVE ROLLER WITH PIN	897599M1 2 pcs 897504M1 1 pcs	MF - 135,150,165,175,178,240, 245, 255,265,275,285,390,398,
	0173	HYD. POMP FILTER STUD WITH NUT	377531X01 363645X01	MF - 35,65,135,765,
	0174	HYD. LIFT PUMP STUD	377528X01	MF - 35,65,135,765,
	0175	HYD. LIFT PUMP STUD NUT BIG	1871660M1	MF - 35,65,135,765,
	0176	HYD. LIFT PUMP STUD NUT SMALL	1871659M1	MF - 35,65,135,765,
	0177	HYD. LIFT PUMP BEARING B-108	M22551 1000251M1	MF - 35, 65,133,135,135 Pentrol, 140,148,152,158, 165,168,175,178, 185,188,230,240,245,250,253, 265, 275,285,290,298,350,352, 355, 352, 355,360,372,375, 382,390,398, 399
	0178	HYD. PUMP VALVE CHAMBER PLUG	181999M1	MF -33,35,35X,65,135,165, 175, 178,765
	0179	HYD. PUMP VALVE CHAMBER PLUG	1868741M1	MF - 133, 135, 140,148,150, 165, 168,175,178, 180,185, 188, 230, 240,245, 250, 265, 275, 285, 290, 298,340,342,350,353,360,362,365, 372,375,390,398, 399
	0180	HYD. PUMP VALVE CHAMBER PLUG	1051	TED 20
	0181	LIFT PUMP DOWEL (PIN PUMP SUPPORT) 7/16" DIA W/O SOULDER	180905M1	MF - 35,35X,65,765

# MASSEY FERGUSON

## HYDRAULIC LIFT PARTS

IMAGE	SHIKOM CODE	NAME	OE NO. FOR REF ONLY	MODEL
	0182	HYD. LIFT PUMP DOWEL WITH SOULDER	898643M1	MF - 135, 150, 165, 175, 180, 230, 231, 240,245,255,265,275,282,285, 360, 365,375,390,398,399,670,690, 698, 699,
	0183	HYD. LIFT HEAD ASSY.	N. P. N.	MF - 35
	0184	HYD. LIFT HEAD ASSY.	N. P. N.	MF - 245
	0185	HYD. LIFT HEAD ASSY.	N. P. N.	MF - 185,265,285
	0186	HYD. LIFT HEAD	190861M1 1870950M1	MF - 35,65,135,765
	0187	HYD. LIFT HEAD	1870952M92	MF - 165,185,240,265,285
	0188	HYD. LIFT HEAD	1870951M1	MF - 245
	0189	RAM CYLINDER WITH PISTON & RING ASSY. 76MM	190859M1 184443M1 184447M1	MF - 35
	0190	RAM CYLINDER WITH PISTON & RING ASSY. 79MM	897560M3 1665737M91	MF - 245
	0191	RAM CYLINDER WITH PISTON & RING ASSY. 85MM	1671082M1 1665738M1 3761478M1 3761475M1	MF - 285
	0192	RAM CYLINDER WITH PISTON & RING ASSY. 93MM	3599859M1 1693921M93 1693932M91	MF-398T











# MASSEY FERGUSON

## HYDRAULIC LIFT PARTS

IMAGE	SHIKOM CODE	NAME	OE NO. FOR REF ONLY	MODEL
	0193	RAM CYLINDER 3" 76 MM	190859M1	MF - 35, 65,135,150,202,203, 204, 205,302,304765,2135 Utility & Turly Early Production, 165 W/O Pressure Control
	0194	RAM CYLINDER 3.1/8" 79 MM	897560M3	MF - 135, 148, 150, 165, 230,235, 240,245,250,282,550,20,20C,20D, 30,30 E,40, 202,203,204,205, 302, 304,2135,3165
	0195	RAM CYLINDER 3.3/8" 85 MM	1671082M1 897594M2	MF - 135, 165, 175, 180, 230, 235, 245,255 261,265,270,271,275,281, 283,285,290,298,670,690,698,699, 265-S & 285-S (Turkey),
	0196	RAM CYLINDER 3.21/32 93 MM	3599859M1	MF - 253,283UK,360,362,372,375, 383,390,390T,393,396,399,
	0197	RAM CYLINDER PISTON 76 MM THREE RING GROOVE	184443M1	MF - 35,35X,65,765
	0198	RAM CYLINDER PISTON 76MM FOUR RING GROOVE	713288M91	MF - 35,65,765
	0200	RAM CYLINDER PISTON 79MM THREE RING GROOVE	1665737M91	MF - 135,230,240,245,250, 253,255,265,275, 550
	0201	RAM CYLINDER PISTON 79MM SINGLE RING GROOVE	1665737M91 897561M1	MF - 135,230,240,245,250, 253,255,265,275,
	0202	RAM CYLINDER PISTON 85MM SINGLE RING GROOVE	1665738M1 897595M91	MF-135,175,180,20, 20 C,230,235, 245,255,265,270,275,283,285, 290, 298, 670,698,699,
	0203	RAM CYLINDER PISTON 85 M.M THREE RING GROOVE	181983M1 899596M91	MF - 165,175,185,168,178,188, 285,
	0204	RAM CYLINDER PISTON 93 MM SINGLE RING GROOVE	1693921M93	MF - 243, 253, 263, 275,290, 342, 350,352,355,383,360,362,375,383, 390, 390T,393,396,398,399,
	0205	RAM CYLINDER PISTON 93 M.M THREE RING GROOVE	--	MF - 243, 253, 263, 275,290, 342, 350,352,355,383,360,362,375,383, 390, 390T,393,396,398,399,
	0206	RAM CYLINDER PISTON RING STEEL RING - 3 76 MM	830741M91 184443M1 X 3PC	MF - 35,65,765

# MASSEY FERGUSON

## HYDRAULIC LIFT PARTS

IMAGE	SHIKOM CODE	NAME	OE NO. FOR REF ONLY	MODEL
	0207	RAM CYLINDER PISTON RING STEEL RING - 3 RUBBER RING-1 SET OF 4 PCS 76 MM	--	MF - 35,65,765
	0208	RAM CYLINDER PISTON RING STEEL RING - 3 79 MM	897564M1	MF- 135,140,148,152,165,230,240, 245,250, 253,255,265,275, 550
	0209	RAM CYLINDER PISTON RING STEEL RING - 3 85MM	897597M1	MF -158,168,175,178,185,188, 260,265,275,285,290,298,565,575, 590,675,690,698,699
	0210	RAM CYLINDER PISTON RING STEEL RING -3 93MM	--	MF- 399
	0211	RAM CYLINDER PISTON TEFNOL RING WITH RUBBER RING BLACK TEFNOL 79MM SET OF 2 PCS	3761478M1 3761475M1	MF- 135,140,148,152,165,230,240, 245,250, 253,255,265,275, 550
	0212	RAM CYLINDER PISTON TEFNOL RING WITH RUBBER RING BLACK TEFNOL 85MM SET OF 2 PCS	3761477M1 3761474M1	MF - 158, 168, 175, 178, 185, 188, 260,265,275,285,290,298,565,575, 590,675,690,698,699
	0213	RAM CYLINDER PISTON TEFNOL RING WITH RUBBER RING SET BLACK TEFNOL 93 MM SET OF 2 PCS.	1693932M91	MF - 398T
	0214	RAM CYLINDER PISTON TEFNOL RING WITH RUBBER RING WHITE TEFNOL 79MM SET OF 2 PCS	3761478M1 3761475M1	MF- 135,140,148,152,165,230,240, 245,250, 253,255,265,275, 550
	0215	RAM CYLINDER PISTON TEFNOL RING WITH RUBBER RING WHITE TEFNOL 85MM SET OF 2 PCS	3761477M1 3761474M1	MF - 158, 168, 175, 178, 185, 188, 260,265,275,285,290,298,565,575, 590,675,690,698,699
	0216	RAM CYLINDER PISTON TEFNOL RING WITH RUBBER RING SET WHITE TEFNOL 93 MM SET OF 2 PCS.	1693932M91	MF - 398T
	0217	HYD. LIFT RAM ROD	191211M1	MF - 35,65,135,150,165,202, 203, 204, 205, 302, 304, 765, FE 135 Conventory, 2135 Turf Utility
	0218	HYD. LIFT RAM ROD	886410M1	MF - 135,148,155,158,165,168, 178,185,188,230,240,250,260,265, 275,285,290
	0219	HYD. LIFT RAM ROD PIN N/M	195583M1	MF - 35
	0220	LIFT HEAD QUADRANT ASSY.	N. P. N.	MF - 35,135,



# MASSEY FERGUSON

## HYDRAULIC LIFT PARTS

IMAGE	SHIKOM CODE	NAME	OE NO. FOR REF ONLY	MODEL
	0221	LIFT HEAD QUADRANT ASSY.	N. P. N.	MF - 240,245,
	0220	LIFT HEAD QUADRANT ASSY.	N. P. N.	MF - 185,285
	0221	HYD. LIFT ARM SHAFT 37 SPLINE SINGLE HOLE	713286M1 184359M2	MF - 35,50,65,122,135,150,354, 765
	0222	HYD. LIFT ARM SHAFT 37 SPLINE DOUBLE HOLE	713286M1 184359M2	MF - 35,50,65,122,135,150,354, 765
	0223	HYD. LIFT ARM SHAFT 37 SPLINE TRIPPLE HOLE	713286M1 184359M2	MF - 35,50,65,122,135,150,354, 765
	0224	HYD. LIFT ARM SHAFT 51 SPLINE	899149M3 897567M3	MF- 133,135,148,152,152 S,155, 158,158 S,165,168,168 S, 175, 178,185, 188, 230, 240,245 ,255, 265,265 S, 275, 285,290,355,360, 362, 365,372,375, 390
	0225	HYD. LIFT ARM SHAFT LIGHT RADIUS GROOVE ON O.D.	184359M1	MF - 285
	0226	HYD. LIFT ARM SHAFT BUSH SINTERED O.D. - 2.3/8" I.D. - 2" LENGTH - 1.13/38	181018M1	MF - 35,35UK,50,65,135,150,165, 202,203,204,205,302,304,765,2135
	0227	HYD. LIFT ARM SHAFT BUSH SINTERED O.D. - 2.3/8" I.D. - 2. 3/16" LENGTH - 1.13/32	1870934M1	MF - 245,240
	0228	HYD. LIFT ARM SHAFT BUSH BI METAL O.D. - 2.3/8" I.D. - 2. 3/16" LENGTH - 2.55/64	1870934M1 886029M1	MF - 135,148,152,155,158,165,175, 180,185,188, 235, 240, 245, 255, 265,275,285,290,365,375,390
	0229	HYD. LIFT RAM ARM 42 SPLINE 2 1/4" DIA	180970M2	MF - 35,35UK,50,65,135,150,165, 202,204,302,304,765,2135
	0230	HYD. LIFT RAM ARM 51 SPLINE 2 3/8" DIA	886405M1 897568M1	FE - 135,150,165,185, 235,240,245, 265,275,285, 3165
	0231	HYD. LIFT SIDE ARM 37 SPLINE PIN HOLE 5/8"	713287M1 180910M1	MF - 35, 35 UK, 65, 135,TE 20, TE20A, TE20D,TE20F,TO20, TO30,765
	0232	HYD. LIFT SIDE ARM 51 SPLINE WITH PIN HOLE 5/8"	897575M1 885444M91	MF - 135,165UK,168,175, 230, 235,240, 245,250,550,
	0233	HYD. LIFT SIDE ARM PIN HOLE 7/8"	1680033M1 1680040M91 885445M91 885447M1 885448M1	MF - 168,175,178,185,188,265, 265S,275,275 E, 285,285 S,290, 365,372,372N,375,375E, 390, 565, 575,590,675,690, 1004, 1080,1085,

# MASSEY FERGUSON

## HYDRAULIC LIFT PARTS

IMAGE	SHIKOM CODE	NAME	OE NO. FOR REF ONLY	MODEL
	0234	HYD. LIFT POSITION CONTROL LINK ASSY.	180993M91	MF - 35,65,765
	0235	HYD. LIFT POSITION CONTROL LINK ASSY. WITHOUT SPRING	A Part Of 1661918M91	MF - 135,148,165,185,240,245, 265, 285,275,290
	0236	HYD. LIFT POSITION CONTROL LINK ASSY. WITH SPRING	1661918M91	MF - 135,148, 155,158,165,168 , 175,178,185,188,230,240,250,260 , 265,275,285,290, 355, 365, 375, 390, 565, 575,590, 675,690, 1200,
	0237	HYD. LIFT DRAFT CONTROL LINK ASSY.	180983M91	MF - 35,65,765
	0238	HYD. LIFT DRAFT CONTROL LINK ASSY.	A Part Of 1660324M91	MF - 135,148,165,185,240,245, 265, 275,285,290,
	0239	HYD. LIFT DRAFT CONTROL LINK ASSY. WITH SPRING WITH DRAFT CONTROL ROD	1660324M91	MF - 135,135 UK,148,150,152,158 , 165 ,165UK,168, 175,175UK 178, 185,188,230,240,250,260, 265, 275, 285,290,365, 372, 375, 382 N,390,
	0240	LIFT LINK SHAFT	180997M1	MF - 35,65,765
	0241	HYD. LIFT POSITION CONTROL FORK	190885M91	MF - 35,65,765
	0242	LIFT LEVER & CAM ASSY.	1869093M93	MF - 230, 235, 240, 245, 250,255, 265,270,275,282,292,360,375,390
	0243	HYD. LIFT POSITION CONTROL LEVER	181039M91	MF - 35,65,765
	0244	HYD. LIFT POSITION CONTROL LEVER	1870341M92 899272M92	MF - 135,135UK,150,165,165UK, 175,175UK,178,230,231,235,240, 245,250,255,265,270,275,282,283, 290,
	0245	HYD. LIFT DRAFT CONTROL FORK	190884M91	MF - 35,65,765
	0246	HYD. LIFT CAM ASSY.	1661547M91	MF - 245,240 MOST MF- MODELS
	0247	HYD. LIFT DRAFT CONTROL LEVER	181038M91	MF - 35,65,765
	0248	HYD. LIFT DRAFT CONTROL LEVER	1870340M91 899274M92	MF - 135, 135 UK,145, 148,150, 165,165UK,168,175,175UK,178, 185,188,240,245 MK-III,245,240
	0249	HYD. LIFT POSITION CONTROL SHAFT	181022M93	MF - 35,65,765

# MASSEY FERGUSON

## HYDRAULIC LIFT PARTS

IMAGE	SHIKOM CODE	NAME	OE NO. FOR REF ONLY	MODEL
	0250	HYD. LIFT POSITION CONTROL SHAFT	1870219M93 1870219M92	MF - 135, 148, 155, 158,165, 230, 235,240, 245,250,265, 265S,275, 285 S,290, 365,375,390
	0251	HYD. LIFT POSITION CONTROL SHAFT	899280M91	MF - 185,285
	0252	HYD. LIFT DRAFT CONTROL SHAFT	181019M93	MF - 35,65,765
	0253	HYD. LIFT DRAFT CONTROL SHAFT	1870243M92	MF - 135, 148, 155, 158,165, 230, 235,240, 245,250,265, 265S,275, 285 S,290, 365,375,390
	0254	HYD. LIFT DRAFT CONTROL ROD	190855M1	MF - 35,65, 765
	0255	HYD. LIFT DRAFT CONTROL ROD WITH BOLT	898124M1	MF - 135, 148, 155, 158,165, 230, 235,240, 245,250,265, 265S,275, 285 S,290, 365,375,390
	0256	HYD. LIFT DRAFT CONTROL PIN	180990M1	MF - 35,65,135,240,245,765,
	0257	LIFT LEVER GUIDE WITH NYLON NUT	181011M1 195663M1	MF - 35
	0258	LIFT LEVER GUIDE SPRING	180012M1	MF - 35
	0259	HYD. LINK ASSY. SPRING	1660323M1 898127M1	MF -135,150,165,175,185,240, 245,265,275,285
	0260	LEVER SUPPORT BRACKET	181010M2	MF - 35
	0261	LEVER SUPPORT BRACKET	1661617M91	MF - 245
	0262	LEVER SUPPORT BRACKET	1869100M91	MF - 185,285
	0263	HYD. LIFT ROLLER WITH PIN, RIVET & BUSH SET SET OF 10 PCS	181015M1 181016M1 180991M1	MF - 35,65,765
	0264	HYD. LIFT ROLLER WITH PIN SET OF 4 PCS	181015M1 181016M1	MF - 35,65,765
	0265	HYD. LIFT ROLLER WITH BUSH & RIVET SET OF 6 PCS	180991M1	MF - 35,65,765
	0266	HYD. LIFT ROLLER WITH PIN, RIVET & BUSH SET OF 9 PCS	898125M1 898196M2 898194M1 891189M2 1870225M1	MF - 135,240,245



# MASSEY FERGUSON

## HYDRAULIC LIFT PARTS

IMAGE	SHIKOM CODE	NAME	OE NO. FOR REF ONLY	MODEL
	0267	HYD. LIFT CLEVIS ASSY. CLEVIS - 1 PLUNGER - 1 SEAT - 1 SPRING - LINK - 1 TOPLINK BUSH - 1 SET CHECK NUT - 1 RUBBER BOOT - 1	N.P.N.	MF - 1035
	0268	HYD. LIFT CLEVIS ASSY. CLEVIS - 1 PLUNGER - 1 SEAT - 1 SPRING - LINK - 1 TOPLINK BUSH - 1 SET CHECK NUT - 1 RUBBER BOOT - 1	1805TK	MF - 245
	0269	ECCENTRIC CAM ROLLER	181008M1	MF - 35,65,765
	0270	HYD. LIFT CLEVIS WITH PLUNGER FORGING	180972M2 182580M1	MF - 35,65,135,148,165,168,175, 178 ,185,188,230, 240 ,250,265, 275,285,290,298,350, 355,365, 375,390
	0271	HYD. LIFT CLEVIS WITH PLUNGER	180972M2, 886348M2	MF - 135,150,165,175,180, 235, 240, 245, 255,265
	0272	HYD. LIFT CLEVIS WITH PLUNGER	1863389M1, 886348M2	MF - 165,175,255,265,275,285, 290,670,690,698,
	0273	HYD. LIFT CLEVIS ASSY. CLEVIS - 1 PLUNGER - 1 SEAT - 1 SPRING - CHECK NUT - 1 RUBBER BOOT - 1	180972M2 182581M1 182580M1 182582M1	MF- 1035
	0274	HYD. LIFT CLEVIS ASSY. CLEVIS - 1 PLUNGER - 1 SEAT - 1 SPRING - CHECK NUT - 1 RUBBER BOOT - 1	180972M2, 886351M1 886348M2 182582M1	MF - 135, 240, 245
	0275	HYD. LIFT CLEVIS ASSY. CLEVIS - 1 PLUNGER - 1 SEAT - 1 SPRING - CHECK NUT - 1 RUBBER BOOT - 1	1863389M1 886351M1 886348M2 182582M1	MF - 285
	0276	HYD. LIFT CLEVIS	180972M2	MF -35,65,135,148,165,168, 175, 178 ,185, 188,230,240 ,265, 275, 285,290, 365,375,390

# MASSEY FERGUSON

## HYDRAULIC LIFT PARTS

IMAGE	SHIKOM CODE	NAME	OE NO. FOR REF ONLY	MODEL
	0277	HYD. LIFT CLEVIS	1863389M1 1860915M1	MF - 165,175,255,265,275,285, 290,670,690,698
	0278	HYD. LIFT PLUNGER COLLAR OD 1.865"	182580M1	MF - 35,65,765
	0279	HYD. LIFT PLUNGER COLLAR OD 1.765"	886348M2	MF - 135,150,165,175, 360,240, 235, 245, 250, 265, 2135, 2200,
	0280	HYD. LIFT PLUNGER CUP ID 1.880"	182581M1 53202452 886351M1	MF- 35, 65, 75 UK, 178(>S.N>24330) ,202, 765
	0281	HYD. LIFT PLUNGER CUP ID 1.780"	886351M1 182581M1 53202452	MF - 135,150,165,175, 360,240, 235, 245, 250, 265, 2135, 2200,
	0282	HYD. LIFT CONTROL CHECK NUT	180979M1 180979M2	MF - 35,65,135,165,175,178,148, 168,185,188,240, 250,265,275,285, 290,298, 340, 355, 365, 375, 390 MOST OF MF MODELS
	0283	HYD. LIFT PLUNGER SPRING	182582M1 53202453	MF - 35,65,135,165,175,178,148, 168,185,188,240, 250,265,275,285, 290,298, 340, 355, 365, 375, 390 MOST OF MF MODELS
	0284	HYD. LIFT OVER LOAD STOP DISC	180981M1	MF - 35,65,135,165,175,178,148, 168,185,188,240, 250,265,275,285, 290,298, 340, 355, 365, 375, 390 MOST OF MF MODELS
	0285	HYD. LIFT TOP LINK BUSH (SET OF 2 PCS)	180974M1 181982M1	MF - 35,65,135, 165, 175,178,240 , 765,
	0286	HYD. LIFT HEAD LINK YORK (ROCKER)	180973M2	MF - 35,35X,65,50, 135,155,165, 175,178,230,240, 250,340
	0287	HYD. LIFT SIDE PLATE COVER RH	712744M1	MF - 35,65,765
	0288	HYD. LIFT ADJUSTING SLIDE	181033M1	MF - 35,50,65,135,240,245,175, 185,285,275,290,
	0289	HYD. LIFT ADJUSTING KNOB	1860403M1	MF - 35, MOST MF MODELS
	0290	HYD. LIFT LEVER STOP KNOB	1860403M1 182282M1 353754, 353918	MF - 35, MOST MF MODELS



# MASSEY FERGUSON

## HYDRAULIC LIFT PARTS

IMAGE	SHIKOM CODE	NAME	OE NO. FOR REF ONLY	MODEL
	0291	HYD. LIFT LEVER KNOB BIG	N.P.N.	MF J SERIES
	0292	HYD. LIFT LEVER KNOB SMALL	N.P.N.	MF J SERIES
	0293	HYD. LIFT STAND PIPE LENGTH 330MM	190856M1	MF - 35,65,765
	0294	HYD. LIFT STAND PIPE LENGTH 311MM	190856M1	MF - 35,65,765
	0295	HYD. LIFT STAND PIPE LENGTH 304MM	190856M1	MF - 35,65,765
	0296	HYD. LIFT STAND PIPE LENGTH 249MM	1869119M1 3808400M1	MF - 230,235,240,245,255,265, 275,282,283,285,290,298,
	0297	HYD. LIFT STAND PIPE LENGTH 317MM	898229M1	MF - 135, 140,165UK ,175, 180, 245, 255,285
	0298	HYD. LIFT STAND PIPE WITH PLATE LENGTH 317MM	883788M91	MF - 135, 140,165UK ,175, 180, 245, 255,285
	0299	HYD. LIFT STAND PIPE 'O' RING WITH TEFLON RING	195874M1 195561M1	MF - 35,65,135,150,165,175,180, 240,245,265,270,275,283,290,765,
	0300	HYD. LIFT 'O' RING KIT WITH TEFLON RING WITH GASKET SET N/M SET OF 29 PCS	894906M91 1810467M91 2125092K1	MF - 35,35UK,65,765,MARK - I
	0301	HYD. LIFT 'O' RING KIT WITH GASKET SET OF 33 PCS	1810684M92	MF - 135,165,175.178,MK-II
	0302	HYD. LIFT 'O' RING KIT	1810467M92	MF - 135,165,175.178,MK-II
	0303	HYD. LIFT 'O' RING KIT WITH TEFLON RING WITH GASKET SET SET OF 31PCS	1810680M2	MF - 135,148,158, 165, 168,175, 178, 185,188,230,240,250 265,275, 285, 290, 365,375, 390, MARK- III
	0304	HYD.LIFT 'O' RING KIT	N.P.N.	MK-I, MK-II, MK-III

# MASSEY FERGUSON

## HYDRAULIC LIFT PARTS

IMAGE	SHIKOM CODE	NAME	OE NO. FOR REF ONLY	MODEL
	0305	HYD. LIFT 'O' RING KIT 23MM SET OF 26 PCS	9923092T02	IMT - 23 MM
	0306	HYD. LIFT 'O' RING KIT 25MM SET OF 31 PCS	9925092T02	IMT - 25 MM
	0307	HYD. LIFT 'O' RING KIT	NPN	MF - 1215

### HYD. LIFT & THREE LINKAGE PARTS

IMAGE	SHIKOM CODE	NAME	OE NO. FOR REF ONLY	MODEL
	0308	TOP LINK ASSY. CENTRE TUBE-17.25" MIN.23" MAX.31" THREAD - 17/16" UNF	1870075M91 184134M91 712274M91	MF - 35,65,135,835
	0309	TOP LINK ASSY. CENTRE TUBE 21.5" MIN.26" MAX.33" THREAD - 17/16" UNF	894377M91 184361M91	MF - 165,168,175
	0310	TOP LINK ASSY. CENTRE TUBE 18.75" MIN.23" MAX.31" THREAD - 17 /16UNF	1869954M91 894376M91 184078M91	MF - 65,148,155,158,165,240, 245,250
	0311	TOP LINK ASSY. CENTRE TUBE-21.5" MIN.26" MAX.33" THREAD - 17/16" UNF	893439M91 1887285M91	MF - 265,275,285
	0312	TOP LINK ASSY. CENTRE TUBE-20.75" MIN.26" MAX.33" THREAD - 1.25" UNF	1660050M91 1690223M91 1861431M91	MF - 398T
	0313	LOWER LINK ASSY. PATTA RH HOLE CD LENGTH - 32" WIDTH - 2.75" THICKNESS - 5/8"	182632M91 886432M92 882698M92 712107M91	MF - 35,50,65,135,
	0314	LOWER LINK ASSY. PATTA LH HOLE CD LENGTH - 32" WIDTH - 2.75" THICKNESS - 5/8"	182633M91 886433M92 882798M92 882754M91 712108M91	MF - 35,50,65,135,
	0315	LOWER LINK ASSY. PATTA HOLE CD LENGTH - 34" WIDTH - 2.5" THICKNESS - 5/8"	714058M91	MF - 35DI

# MASSEY FERGUSON

## HYD. LIFT & THREE LINKAGE PARTS

IMAGE	SHIKOM CODE	NAME	OE NO. FOR REF ONLY	MODEL
	0316	LOWER LINK ASSY. PATTA HOLE CD LENGTH - 33.5" WIDTH - 2.75" THICKNESS - 5/8"	0719669E91 0719880E91	MF J-SERIES
	0317	LOWER LINK ASSY. PATTA <b>RH</b> HOLE CD LENGTH - 38" WIDTH - 4" THICKNESS - 13/16"	1863435M94	MF - 240,255T
	0318	LOWER LINK ASSY. PATTA <b>LH</b> HOLE CD LENGTH - 38" WIDTH - 4" THICKNESS - 13/16"	886451M93	MF - 240,255T
	0319	LOWER LINK ASSY. PATTA <b>RH</b> HOLE CD LENGTH - 40" WIDTH - 4" THICKNESS - 13/16"	1660263M93	MF - 265,275,285
	0320	LOWER LINK ASSY. PATTA <b>LH</b> HOLE CD LENGTH - 40" WIDTH - 4" THICKNESS - 13/16"	1660262M93	MF - 265,275,285
	0321	LOWER LINK ASSY. PATTA <b>RH/LH</b> HOLE CD LENGTH - 35" WIDTH - 2.75" THICKNESS - 5/8"	1869289M91	MF - 148,240,245,556
	0322	LEVELING ROD ASSY. <b>LH</b> SIDE	712478M97 182554M92	MF - 35
	0323	LEVELING ROD ASSY. <b>LH</b> SIDE	713398M91 1884720M1	MF - 245
	0324	LEVELING BOX ASSY. HOLE CD LENGTH MIN. - 20 " FORK LENGTH - 14.3/4 " PIN HOLE - 5/8 "	712344M2 182642M94	MF - 35
	0325	LEVELING BOX ASSY. HOLE CD LENGTH MIN. - 22 " FORK LENGTH - 16. 1/4 " PIN HOLE - 5/8 "	1660373M92 897678M93	MF - 135UK, 165UK ,240, 245
	0326	LEVELING BOX ASSY. HOLE CD LENGTH MIN. - 25 " HOLE CD LENGTH MAX. - 31 "	1693985M94 1660438M92 1682387M91 1863053M94 1693992M94	MF - 185,188,265,275,285,290, 375, 390,398T,575,590,
	0327	LEVELING CHAIN ASSY. (STABILIZER ASSY.)	--	MF - 35, 245
	0328	LEVELING BEARING 3" T-77	185457M1	MOST OF MF MODEL



# MASSEY FERGUSON

## STEERING, POWER STEERING & LINKAGE PARTS

IMAGE	SHIKOM CODE	NAME	OE NO. FOR REF ONLY	MODEL
	0329	STEERING BOX ASSY. RANE MODEL KEY SHAFT SMALL SHAFT SIZE - 535 MM FITTED	713858M91	MF - 35,65,240, 245,765
	0330	STEERING BOX ASSY. RANE MODEL KEY SHAFT BIG SHAFT SIZE - 567 MM FITTED	0011406491	MF - 35,65,240, 245,765
	0331	STEERING BOX ASSY. RANE MODEL SPLINE SHAFT SHAFT SIZE - 571 MM FITTED	713627M91	MF - 245,240
	0332	STEERING BOX ASSY. LONG WORM TYPE SHAFT LENGTH 689 MM FITTED	1675304M91	MF - 185
	0333	STEERING BOX ASSY SHORT WORM SHAFT LENGTH 642 MM FITTED	--	MF - 185
	0334	STEERING BOX ASSY. SHAFT WITH MAIN NUT LENGTH 689 MM FITTED	1687020M92 1687020M91	MF - 165,168,185,188,265,275, 285, 290,390
	0335	STEERING BOX ASSY WITH MAIN NUT SHAFT LENGTH 642 MM FITTED	--	MF - 285
	0336	STEERING BOX ONLY	1853098M91	MF - 185
	0337	STEERING BOX ONLY	3473253M91	MF - 285
	0338	HYD.POWER STEERING PUMP	897147M95 897146M94 1662243M91	MF - 165,168,175,178,185,188, 255, 261,265,275, 282, 285,290, 6500 FORK LIFT, MK-II
	0339	HYD.POWER ST.PUMP 'O' RING KIT	1810417M91	MF - 165,175,250,261,265,275, 282,285,290, 6500 FORK LIFT
	0340	HYD.POWER ST.PUMP FILTER	1866610M1 1639428M91 1662566M1	MF - 165,168,175,255,261,265, 275,282,285,290,6500 FORK LIFT
	0341	HYD.POWER ST.PUMP FILTER	1883318M1	MF UK MODELS,165,175,178,
	0342	POWER STEERING PUMP STRAIGHT TEETH GEAR TEETH 14	517022M93, 52390M91	MF 1080,1085

# MASSEY FERGUSON

## STEERING, POWER STEERING & LINKAGE PARTS

IMAGE	SHIKOM CODE	NAME	OE NO. FOR REF ONLY	MODEL
	0343	POWER STEERING PUMP HELICAL TEETH GEAR 'CLOCKWISE' TEETH 14	523092M91	MF - 165,175,185,188,265,275, 285, 290
	0344	POWER STEERING PUMP HELICAL TEETH GEAR 'ANTI CLOCKWISE' TEETH 13	1884357M91, 523090M91	MF - 40B, 50A165,165DSL, 255DSL,256,265,(3165 ALL DSL)
	0345	HYD. POWER STEERING CYLINDER LH	3401240M91	MF - 135 UK, 231, 240, 250, 253, 360 ,362 , 20D, 30E, 40E
	0346	HYD. POWER STEERING CYLINDER RH	3401241M91	MF - 135 UK, 231, 240, 250, 253, 360 ,362 , 20D, 30E, 40E
	0347	HYD.POWER STEERING CYLINDER ASSY.	318632M92 3186321M91 1853466M92	MF- 165,168,175,178,185,188, 265,275,285,290
	0348	HYD. POWER STEERING CONTROL UNIT	3186321M91	MF- 165,168,175,178,185,188, 265,275,285,290
	0349	HYD. POWER STEERING CYLINDER ROD	1606882M3	MF- 165,168,175,178,185,188, 265,275,285,290
	0350	HYD.POWER ST.CYLINDER CONTROL VALVE	A PART OF 3186321M91	MF- 165,168,175,178,185,188, 265,275,285,290
	0351	HYD. POWER ST. CYLINDER 'O' RING KIT	1606890M91	MF - 165,175,185,265,275,285, 290,298,690 MF IND.- 50,50B,50B MK-II
	0352	POWER STEERING ORBITAL ASSY. 100CC 12 SPLINE PRESSURE 140 BAR (2031 PSI)	1695444M91 3821548M91	MF - 181,240,253,261,263,271, 360,362,365,375,383,390,394S, 396,398,399
	0353	POWER STEERING ORBITAL ASSY. 125CC	1696663M91	MF - 375,383,390, 398,399
	0354	POWER ST. ORBITAL ROTTER	N. P. N.	MF - 181,240,253,261,263,271, 360,362,365,375,383,390, 4245, 4255,4263,4265,4270,
	0355	POWER ST. ORBITAL CONTROL VALVE	N. P. N.	MF - 240,365,375, 398,399 ,4225, 4240,4243, 4245 4255, 4265,4270,
	0356	POWER ST. ORBITAL 'O' RING KIT	1810503M91 1810503M92	MF - 240,265,,275,285,290,298, 365, 375,354S,390,675,690,698, 4235,4240, 4245, 4255,4260,4270,

# MASSEY FERGUSON

## STEERING, POWER STEERING & LINKAGE PARTS

IMAGE	SHIKOM CODE	NAME	OE NO. FOR REF ONLY	MODEL
	0357	STEERING SHAFT WITH MAIN NUT ASSY. SMALL <b>535MM</b> KEY SHAFT	1850003M92	MF - 35,35X,65,133,134,140, 140N,148,152,,230,240,765
	0358	STEERING SHAFT WITH MAIN NUT ASSY. BIG LENGTH <b>567MM</b> KEY SHAFT	1867192M91	MF - 35,65,135,148,765
	0359	STEERING SHAFT WITH MAIN NUT ASSY. LENGTH <b>571MM</b> SPLINE SHAFT	1890727M91 2125683K1	MF - ,135,230,235,240,240S,245, 255,260,
	0360	STEERING SHAFT WITH MAIN NUT ASSY. LENGTH <b>642MM</b>	1675411M91 3473254M91	MF - 260,265,275,285,290
	0361	STEERING SHAFT WITH MAIN NUT ASSY. LENGTH <b>689 MM</b>	3473254M1	MF - 260,265,275,285,290
	0362	STEERING WORM SHAFT LENGTH <b>689 MM</b>	1805743M91	MF - 165,168,185,188,265,275, 290,
	0363	STEERING WORM SHAFT LENGTH <b>642 MM</b>	--	MF - 165,168,185,188,265,275, 290,
	0364	STEERING MAIN NUT ASSY.	1850003M92 1867192M91 2125624K1	MF - 35,135,148,
	0365	STEERING MAIN NUT ASSY.	1890727M91 2125584K01	MF - 230,240,245
	0366	STEERING MAIN NUT ASSY.	347325491 1675411M91	MF - 285
	0367	STEERING SECTOR PRIMARY O/M TWO PEG BALL FITTING TYPE	1850016M1	MF - 35,35X,FE35,65,135,765
	0368	STEERING SECTOR PRIMARY ONE SIDE PEG BALL & ONE SIDE STEEL BALL FITTING TYPE	2125627K1	MF - 35,65,765
	0369	STEERING SECTOR PRIMARY ONE SIDE PEG BALL & ONE SIDE STEEL BALL FITTING TYPE	1889567M1 2125587K01	MF - 148,230,240,245
	0370	STEERING SECTOR ROCKER ZF	1806227M91 220007200	MF - 265,275,285

# MASSEY FERGUSON

## STEERING, POWER STEERING & LINKAGE PARTS

IMAGE	SHIKOM CODE	NAME	OE NO. FOR REF ONLY	MODEL
	0371	STEERING SECTOR ROCKER DINAMATIC	1853104M91 1805744M91	MF - 165,168,175,178,185,188, 265,275,285,290
	0372	STEERING SECTOR SECONDARY	1850017M1 2125588K1	MF - 35, 65,133,135N,135 ALSO MK-III,145S,145 MK-III,148 ALSO MK-III,155,158 ALSO MK-III,158S ,230, 235,240,240S, 245, 250,255,260, 765
	0373	STEERING DROP ARM PRIMARY RH	1850021M1 2125623K1	MF - 35,65,765
	0374	STEERING DROP ARM	3473256M1 1853038M1	MF - 185,285
	0375	STEERING DROP ARM SECONDARY LH	185002M1 2125622K1	MF - 35,65,765
	0376	STEERING ARM UPPER (POWER STEERING)	898358M1 1671335M1	MF - 165,168,175,178,185,188, 265,290
	0377	STEERING ARM UPPER (MANUAL STEERING)	898354M1	MF- 165,168,175,178,185,188, 265,275,285,
	0378	STEERING ARM MIDDLE (POWER STEERING)	1471699 898355M91	MF - 165,168,175,178,185,188, 265,275,285,290
	0379	STEERING ARM LOWER SUITABLE FOR POWER & MANUAL STEERING	1676664M1 897923M2	MF - 165,168,175,178,185,188, 265,275,285,290
	0380	POWER STEERING ARM SHAFT	1676665M1 898359M2	MF - 165,168,175,178,185,188, 265, 275,285,290
	0381	MANUAL STEERING ARM SHAFT	1676666M1	MF - 165,168,175,178,185,188,265 , 275,285,290
	0382	STEERING OUTER TUBE SMALL	899462M91 1638451M91 2125629K1	MF - 35,135
	0383	STEERING OUTER TUBE BIG	713858M91 908153M91 962370M91	MF - 35,65,765
	0384	STEERING OUTER TUBE TOTAL LENGTH <b>412 MM</b>	1883132M91	MF- 165,168,175,178,185
	0385	STEERING OUTER TUBE TOTAL LENGTH <b>460 MM</b>	1675413M91	MF - 265,270,275,282,285
	0386	STEERING OUTER TUBE TOTAL LENGTH <b>460 MM</b>	N. P. N.	MF - 185,285

# MASSEY FERGUSON

## STEERING, POWER STEERING & LINKAGE PARTS

IMAGE	SHIKOM CODE	NAME	OE NO. FOR REF ONLY	MODEL
	0387	STEERING WHEEL	894737M1	MF- 165,168,175,178,185
	0388	STEERING SIDE PLATE	1850040M1	MF- 1035,245
	0389	STEERING SIDE PLATE	1853206M91	MF - 165,168,185,188,265,275, 285,290
	0390	STEERING SIDE PLATE	3473263M1	MF - 285
	0391	STEERING OUTER TUBE COLUMN	713858M91	MF - 35,65,765
	0392	STEERING OUTER TUBE COLUMN	899462M91	MF - 35,65,135,765
	0393	STEERING MAJOR REPAIR KIT O/M	N. P. N.	MF - 35,65,135,240,245,765,
	0394	STEERING MAJOR REPAIR KIT N/M	N. P. N.	MF - 35,65,135,240,245,765,
	0395	STEERING MINOR REPAIR KIT (IMPORTED DEGREE TYPE)	N. P. N.	MF - 35,65,135,240,245,765,
	0396	STEERING BEARING	1850526M91	MF - 50,65,165,175,185,188,765
	0397	STEERING BEARING	1883133M91	MF - 165,168,175,178,185,188, 265 , 275 to 222184,285
	0398	STEERING SECTOR BUSH	1850018M1 2125583K1	MF - 1035
	0399	STTERING SECTOR BUSH	1850517M1	MF - 165, 168, 185, 188, 265, 285
	0400	STEERING SECTOR BUSH	1850517M1	MF - 285
	0401	STEERING TOP RUBBER BUSH	1853210M1	MF - 185
	0402	STEERING TOP RUBBER BUSH	1675418MM	MF - 285



# MASSEY FERGUSON








## STEERING, POWER STEERING & LINKAGE PARTS

IMAGE	SHIKOM CODE	NAME	OE NO. FOR REF ONLY	MODEL
	0403	STEERING CHECK NUT KIT O/M	1850031M1 1850032M1 1850033M1 1850034M1	MF - 35,65,135,240,245,765,
	0404	STEERING CHECK NUT KIT N/M		
	0405	STEERING CHECK NUT KIT DEGREE TYPE		
	0406	STEERING CHECK NUT BIG FT HEX TYPE	1850033M1 2125581K1	MF - 35,135,240,245,765,
	0407	STEERING CHECK NUT BIG FT N/M	1850033M1 2125581K1	MF - 35,135,240,245,765,
	0408	STEERING CHECK NUT BIG IMPORTED DEGREE TYPE	1850033M1 2125581K1	MF - 35,135,240,245,765,
	0409	STEERING CHECK NUT SMALL FT	1850034M1 2125593K1	MF - 35,135,240,245,765,
	0410	STEERING CHECK NUT SMALL FT N/M	1850034M1 2125593K1	MF - 35,65,135,240,245,765,
	0411	STEERING CONE BIG	1850031M1 2125592K1	MF - 35,135,240,245,765,
	0412	STEERING CONE SMALL	1850032M1 2125582K1	MF - 35,65,135,240,245,765,
	0413	STEERING PEG BALL O/M	1850026M1 1866904M1	MF - 35,135
	0414	STEERING PEG BALL N/M	1861083M1 2125589K1	MF - 35,245
	0415	STEERING PEG BALL SHIM O/M	1850029M1	MF - 35,135
	0416	STEERING PEG BALL SHIM N/M	1866905M1 2125619K1	MF - 35, 35 X, 65, 133, 135, 135 Petrol, 140,145,148,152,158, 230, 235,240, 245,250, 255,260,
	0417	STEERING PEG BALL LOCK	1850030M1 2125611K1	MF - 35,133,135,140,145,148,152, 158,20 D, 20 E, 230,231,240, 245, 250,255,260,765
	0418	STEERING PEG BALL GOLI 1/2" DIA	021706002 2125615K1	MF - 35,240,245,765,
	0419	STEERING DOUBLE LOCK WASHER	1850053M91 2125610K1	MF - 35,65,240,245,765







# MASSEY FERGUSON

## STEERING, POWER STEERING & LINKAGE PARTS

IMAGE	SHIKOM CODE	NAME	OE NO. FOR REF ONLY	MODEL
	0420	STEERING SECTOR NUT FT	355647X1 2125594K1	MF - 35,65,765
	0421	STEERING SECTOR NUT RT	348398X1 JCB 13400901Z 355646X1	MF - 35,65,765
	0422	STEERING TOP NUT	195592M1 2125596K1	MF - 35,35X,65,135,135 Petrol, 148,240,245,765,TE 20,TE 20A, TE 20D,TE 20E,TE 20F,TO 20
	0423	STEERING TOP NUT WASHER	180577M1	MF - 35,135,240,245,765,
	0424	STEERING BALL BIG 3/8" SET OF 12	13535 X 2125614K1	MF - 35,65,135,240,245,765,
	0425	STEERING BALL SMALL 5/16" SET OF 28	2971 X 2125613K1	MF - 35,65,135,240,245,765,
	0426	STEERING SIDE PLUG	1850024M1 21212012 2125612	MF - 35,65,135,240,245,765,
	0427	STEERING U PIPE SET	185008M1 2125625	MF - 35,65,135,240,245,765
	0428	STEERING U PIPE SET	220013095 2125585	MF - 35,65,240,245,765

## FRONT AXLE PARTS

	0429	TIE ROD PIPE WITH CLIP	2125779K1 2125782K1 2125783K1 2125785K1	MF - 35
	0430	TIE ROAD PIPE WITH CLIP	N. P. N.	MF - DI
	0431	TIE ROD END SET REAR N/M	1862029M91 826751M91 2125780K1	MF - 35,FE35,35X,135,
	0432	TIE ROD END SET FRONT N/M	826752M91 2125781K1	MF - 35,133,135,140,145,152,155, 158,230,235,240,250,255,260,
	0433	RADIUS ROD MOUTH	N. P. N.	MF - 240,245
	0434	FRONT WHEEL HUB WITH CAP SUITABLE BEARING 15123/15245 SUITABLE BEARING 09067/09195	826797M91	MF - 35
	0435	FRONT WHEEL HUB WITH CAP SUITABLE BEARING 48548/48510 SUITABLE BEARING 09067/09195	886336M1 886337M91 191142M1	MF - DI,35, 65 135, 148,165, 168, 230, 240,250,265, 275, 340, 765,

# MASSEY FERGUSON

## FRONT AXLE PARTS

IMAGE	SHIKOM CODE	NAME	OE NO. FOR REF ONLY	MODEL
	0436	FRONT WHEEL HUB WITH CAP SUITABLE BEARING 48548/48510 SUITABLE BEARING 11949/11910	898085M91	MF - 130, 35, 35 FE, 35 X, 65, TE20 A, TE20 D, TE20 F,135,765
	0437	FRONT WHEEL HUB WITH CAP SUITABLE BEARING 67048/67010 SUITABLE BEARING 25590/25520	898348M3 882637M1	MF - 165,185, 265, 275, 285, 399
	0438	FRONT WHEEL BOLT O/M	353613 X01	MF - 35
	0439	FRONT WHEEL BOLT N/M	887135M1	MF - 35,DI,230,231,240,250,253, 265,275,360,550,565,835,
	0440	FRONT SPINDLE O/M RH A- 32MM B- 280MM C- 31.75MM	897236M94	MF - 35, , 135,148,230,240, 250, 255,835,
	0441	FRONT SPINDLE O/M LH A- 32MM B- 280MM C- 31.75MM	897237M94	MF - 35, , 135,148,230,240, 250, 255,835,
	0442	FRONT SPINDLE RH N/M A- 32MM B- 280MM C-35MM	713983M91	MF - 35,135,165,240,245
	0443	FRONT SPINDLE LH N/M A- 32MM B- 280MM C- 35MM	713985M91	MF - 35,135,165,240,245
	0444	FRONT SPINDLE RH A- 38MM B- 260MM C- 46MM	898221M95 898221M96	MF - 165,265,275 & 565
	0445	FRONT SPINDLE LH A- 38MM B- 260MM C- 46MM	898222M95 898222M96	MF - 165,265,240,250,275 & 565
	0446	FRONT SPINDLE RH A- 38MM B- 295MM C- 35MM	897230M94	MF - 165,168,240,250,240,250,265 & 275,550 & 565
	0447	FRONT SPINDLE LH A- 38MM B- 295MM C- 35MM	897231M94	
	0448	FRONT SPINDLE RH A- 38MM B- 352MM C- 35MM	897456M93	MF - 175,178
	0449	FRONT SPINDLE LH A- 38MM B- 352MM C- 35MM	897457M93	MF - 175,178

# MASSEY FERGUSON

## FRONT AXLE PARTS

IMAGE	SHIKOM CODE	NAME	OE NO. FOR REF ONLY	MODEL
	0450	FRONT SPINDLE RH A- 38MM B- 335MM C- 46MM	897475M95 897475M96	MF - 165, 168 ,175, 178 ,185,188, 265,275, 285, 290 ,565,575, 590, 675
	0451	FRONT SPINDLE LH A- 38MM B- 335MM C- 46MM	897476M95 897476M96	
	0452	FRONT SPINDLE SHAFT	180348M2	MF - 35
	0453	FRONT SPINDLE ARM (FORGING)	180350M1	MF - 35,35 UK,135 UK , 240 Manual Steering, Ind. 35 Turf ,765
	0454	FRONT SPINDLE ARM RH	898342M1 1860265M1	MF - 135,165,180,185,275,285,290
	0455	FRONT SPINDLE ARM LH	898343M1 1860264M1	MF - 135,165,180,185,275,285, 290, 375
	0456	FRONT SPINDLE BUSH BEARING REPAIR KIT SET OF 8 PC	195175M1 180345M1 180335M1	MF- 35,135,240,245
	0457	FRONT SPINDLE BUSH BEARING REPAIR KIT SET OF 8 PC	195175M1 196060M1 180335M1	MF - 65,203,765,
	0458	FRONT SPINDLE BUSH BEARING REPAIR KIT SET OF 8 PC	1810862M91 196167M1 183086M1 183021M1	MF - 165,175,285,290
	0459	FRONT SPINDLE BUSH SET	180345M1	MF - TEA 20, TED 20, TEF 20, 35,135,145S, 145,148,155,158,148 MK-III,158 MK-III,230, 240,250,
	0460	FRONT SPINDLE BUSH SET (SPOTTED IN I.D.)	180345M1	
	0461	FRONT SPINDLE BUSH SET	183086M1	MF - 65,165,168,175,178,185,188, 265,275,285,290,565,575,590, 675, 690, 765, 1080,1085,4215,4220
	0462	FRONT WHEEL BEARING BIG O/M 15123 / 15245	1850224M1	MF - 35,65
	0463	FRONT WHEEL BEARING BIG N/M 48548 / 48510	1851800M91	MF -(35 & 35X OD65 mm), 65, 148, 165,175,178 ,230, 265, 275, 135,240,168
	0464	FRONT WHEEL BEARING SMALL O/M 09067 / 09195	150662M1 895322M91	MF - 35,35X,FE35,65,130,765, TE20, TE20A,TE20D,TE20F
	0465	FRONT WHEEL BEARING SMALL N/M 11949 / 11910	895322M91	MF - 35, 65,135, 148,165, 168,230, 240,250,265, 275, 340,350,550,565, 765 4220

# MASSEY FERGUSON

## FRONT AXLE PARTS

IMAGE	SHIKOM CODE	NAME	OE NO. FOR REF ONLY	MODEL
	0466	KING PIN BEARING T-126TR	195175M1 18560X	MF - TEA 20, TED 20, TEF 20, 35, 230, 65, 765, 135, 145S, 145, 148, 152, 155, 158, 148 MK - III, 230, 240, 250, 255
	0467	KING PIN BEARING 27W11.2	196167M1	MF - TEA 20, TED 20, TEF 20, 35, 230, 65, 765, 135, 145S, 145, 148, 152, 155, 158, 148 MK - III, 230, 240, 250, 255
	0468	CENTRE PIN O/M SOLID OUTER DIA - 1. 3/4" LENGTH - 5. 1/4" BOLT HOLE - 7/8"	183221M1	MF - 35, 35X, 65, 135, 765, 835
	0469	CENTRE PIN O/M HOLLOW OUTER DIA - 1. 3/4" LENGTH - 5. 1/4" BOLT HOLE - 7/8" CENTRE HOLE - 1"	183221M1	MF - 35, 35X, 65, 135, 765, 835
	0470	CENTRE PIN (SOLID) LONG	714561M91	MF - 135, 240, 245
	0471	CENTRE PIN (KEY TYPE) OUTER DIA - 1. 3/4" LENGTH - 9. 3/4"	1869634M1 888311M1	MF - 135, 148
	0472	CENTRE PIN	N. P. N.	MF - 241, MF - J-SERIES
	0473	CENTRE PIN (FLANGE TYPE)	183221M1	MF - 135, 135 Petrol, 148, 230, 235, 35, 35 FE, 35 X
	0474	CENTRE PIN BUSH SMALL	180344M1 2N3039	MF - 35, 35X, 65, 765, TE20A, TE20D, TE20F, TED20, TO20, TO30
	0475	CENTRE PIN BUSH BIG (COLLER TYPE) (1.755" ID 2.062" OD)	182850M1	MF - 35, 65, 135, 765
	0476	CENTRE PIN BUSH BIG (COLLER TYPE)	717781M1	MF - J Series, 148, 240, 241
	0477	CENTRE PIN BUSH BIG (WITHOUT COLLER TYPE)	897235M1	MF - 165, 168, (175 & 178, 185, 188, 265, 275, 285 & 290 Unfinished Bush

# MASSEY FERGUSON

## REAR AXLE & DIFFERENTIAL PARTS

IMAGE	SHIKOM CODE	NAME	OE NO. FOR REF ONLY	MODEL
	0478	REAR AXLE HUB	183255M2 183256M92	MF - 35,135,150,230,231,235,240,245
	0479	REAR AXLE COLLER	180596M1	MF - 35,35X,135,148,150,230,235,240,245,340,550,TE20,TEA20,
	0480	REAR WHEEL BOLT WITH NUT BOLT LENGTH - 2.337" THREAD - 5/8 UNF	897199M1 184273M1	MF - 35
	0481	REAR WHEEL BOLT WITH NUT BOLT LENGTH - 2.1/8	185400M1 180004M1	MF - 135,150,230,235,240,245,TE20,TEA20
	0482	REAR WHEEL BOLT WITH NUT	847416M1	MF - 275, 285, 290, 375, 390, 399, MK - II
	0483	LOWER LINK SHAFT WITH NUT	181229M1 376450X1	MF - 35,35X,133,135,140,148,TE20A,TE20D,TE20F
	0484	LOWER LINK SHAFT WITH NUT	1867851M2 376450X01	MF - 245
	0485	PINION CASE WITH TWO BOLT	712564M92	MF - 35,65,765
	0486	PINION CASE (LOCK TYPE)	A PART OF 882783M92	MF - 285
	0487	PINION CASE	3771132M91 3771133M91 0898712M2	MF - 165, 168, 175, 178, 185, 188, 265, 285, 290
	0488	PINION CASE COVER PLATE	898712M2	MF - 165, 168, 175, 178, 185, 188, 265, 285, 290
	0489	CROWN WHEEL AND PINION SET (6 X 37) SHORT PINION LENGTH - 9.3/8" (238MM)	182115M91	MF - 35,133,135,140,765,1035
	0490	CROWN WHEEL AND PINION SET (6 X 37) LONG PINION LENGTH - 9.15/16" (252MM)	1683757M91 1661603M91 888358M91	MF - 35, 35 X, 133, 135, 135 Petrol, 140, 230,240,340
	0491	CROWN WHEEL AND PINION SET (11X38)	1664255M92 184382M91 1661608M91	MF - 65,165,175,178,185,255,265,275,285,290,298

# MASSEY FERGUSON

## REAR AXLE & DIFFERENTIAL PARTS

IMAGE	SHIKOM CODE	NAME	OE NO. FOR REF ONLY	MODEL
	0492	PINION WITH CHECK NUT PINION LENGTH - 9.3/8" (238MM)	182088M2	MF - 35,245
	0493	PINION WITH CHECK NUT LONG PINION LENGTH - 9.15/16" (252MM)	1870867M2	MF - 35,245
	0494	BEVEL GEAR SPIDER KIT LONG TEETH-19/16 SET OF 7 PCS	N. P. N.	MF - 35,65,765
	0495	BEVEL GEAR SPIDER KIT ASSY. LONG TEETH - 39/14 SET OF 7 PCS	N. P. N.	MF -
	0496	BEVEL GEAR SPIDER KIT TEETH T- 39/16 SET OF 7 PCS	N. P. N.	MF - 35,65,765
	0497	BEVEL GEAR SPIDER KIT ASSY. SHORT LENGTH TEETH -39/14 SET OF 7 PCS	712564M92	MF - 35
	0498	BEVEL DIFFERENTIAL GEAR BIG TEETH -19-16	181249M3	MF -35 , 35 FE
	0499	BEVEL DIFFERENTIAL GEAR BIG SHORT LENGTH TEETH -39-14	885518M1	MF - FE35,135,FE135,150,230, 265,275,285,290 ,298, 340,350, 355,360, 362,365,375, 390
	0500	BEVEL DIFFERENTIAL GEAR BIG LONG LENGTH TEETH -39-14	N. P. N.	MF -
	0501	BEVEL DIFFERENTIAL GEAR BIG TEETH T-39-16	897006M1	MF -
	0502	BEVEL PINION DIFFERENTIAL GEAR SMALL TEETH -19	181275M1	MF - 35,35X,50,65,135,165,175, 178,765,
	0503	BEVEL PINION DIFFERENTIAL GEAR SMALL TEETH -39	897725M1 2746322M1	MF - 35, 135, 148,155, 158, 165 , 168,175, 178,185,188, 230, 240, 265, 275,285,365,375, 390,565,575
	0504	DIFFERENTIAL SPIDER CROSS	181276M1 2746135M2 894302M1 2746135M1 894302M2	MF - 135,148,155,185,165,168, 175,178,185,230,240,265,275, 285,290, 365, 372,375,390, 398, 399
	0505	PINION FLANGE (SLEEVE)	184046M1	MF - 35
	0506	PINION CHECK NUT ONLY	532956M1 3596252M1	MF - 35,165,168,185,188,230,240, 245,250,265,275,285,290,375,390, 398,399,550,675,690,698






# MASSEY FERGUSON

## REAR AXLE & DIFFERENTIAL PARTS

IMAGE	SHIKOM CODE	NAME	OE NO. FOR REF ONLY	MODEL
	0507	PINION STAR WASHER SET 4.156"	514958M1 897726M1	MF - 835, 35, 35X, 65, 765, 135, 148, 155, 158, 165, 168, 175, 178, 185, 188, 230, 240, 265, 275, 285, 290, 365, 372, 375, 390, 565, 575
	0508	PINION STAR WASHER SET O/S 4.156"	N. P. N.	MF - 35
	0509	PINION STAR WASHER SET 4.484"	N. P. N.	MF - 35DI
	0510	PINION STAR WASHER SET (I.D. STEP CUT)	N. P. N.	MF - 35
	0511	PINION PILOT BEARING TB1008	191250M1	MF - 35 MOST OF MODELS
	0512	PINION BEARING 903249/10	1850090M92	MF - 35,135,165,240,245,285 - MOST OF MODELS
	0513	DIFFERENTIAL BEARING 3984/20	1851533M91	MF - 35,135,240,245 - MOST OF MODELS
	0514	PINION CASE BUSH	0717918M1	MF - 35,65,765
	0515	PINION TROUGH PATTI	181225M91 191138M91	MF - 35,65,135,240,245,765
	0516	PINION BLOCK THRUST	825774M2	MF - 35,65,135,240,245,765
	0517	MAIN DRIVE COUPLING SHAFT BIG	886548M1	MF - 35,65,765
	0518	MAIN DRIVE COUPLING SHAFT SMALL	886548M1	MF - 35,65,765
	0519	REAR DRIVE COUPLING LENGTH 5" O.D. - 2 .1/8"	880069M1	MF - 35,65, 148, 135
	0520	REAR DRIVE COUPLING LENGTH - 4" O.D. - 2 .1/8"	1871924M1	MF - 135,240,245,265,275,360,365

## BRAKE PARTS

	0521	ACTUATOR ASSY. BRAKE PLATE	1853181M91 1860963M91	MF - 165,168,175,245,255,265, 275,285,375,383,390,393,398,
	0522	BRAKE PLATE ONLY	2125761K1	MF - 165,168,175,245,255,265, 275,285,375,383,390,393,398,
	0523	BRAKE PLATE BALL 7/8"	16779X 2125762K1	MF - 165,168,175,245,255,265, 275,285,375,383,390,393,398,
	0524	BRAKE PLATE SPRING ONLY	1853148M1	MF - 165,168,175,245,255,265, 275,285,375,383,390,393,398,







# MASSEY FERGUSON

## BRAKE PARTS





IMAGE	SHIKOM CODE	NAME	OE NO. FOR REF ONLY	MODEL
	0525	BRAKE DISC WITH LINING	897212M91	MF - 35,35X,135,240,245,
	0526	BRAKE DISC WITH LINING	1869474M1	MF - 245, 285
	0527	BRAKE DRUM	827707M1	MF - TE20,FE35,35,135,140,148, 230,235,240,245,250,340,550,835
	0528	BRAKE SHOE WITH LINING	1810517M92 2125751K1	MF - 35,65,135,231,240,765
	0529	BRAKE LINING WITH RIVET	1851062M91 001043U91	MF - 1035
	0530	BRAKE ROD ASSY.	894535M91 1684523M91 894536M91	MF - 35,35X,65,135,230,240,
	0531	BRAKE ROD ASSY.	1684097M91 880033M1	MF - 230,240,245,250,
	0532	BRAKE ADJUSTER	1850213M91 2125754K1	MF - 35, 65, TE20 A, TE20 D, TE20 F,135, 135 Petrol,148, 158, 165,168,175,178,230,240, 340,765, ALL DRUM BRAKE TRACTORS
	0533	BRAKE PEDAL BUSH LONG	195910M1	MF - 35, 65, 765, 133, 135, 140N, 140,145S, 145, 148,155,158,158S, 165, 168S, 175, 178, 185, 188, 135 MKIII,145 MKIII, 148 MKIII,165 MKIII, 230, 235, 240, 240S, 245, 250, 255, 260, 265,265S, 275,285S, 290, 375E, 390E,835, 865
	0534	BRAKE PEDAL BUSH SHORT	180801M1	
	0535	BRAKE SHOE REPAIR KIT	1850207M1 1850218M1 1810029M91 2125745K1	MF - 135V, 145V, 152V, 158V, FE35, 835, 35, 35X, 65,135,148, 155 ,158 ,165, 168 ,175 & 178
	0536	BRAKE ADJUSTER SPRING	1850217M1 2125753K1	MF - 35, 65, TE20 A, TE20 D, TE20 F,135, 148, 158, 165, 168, 175, 178, 230, 240, 340,
	0537	BRAKE SHOE TO ANCHORE PIN SPRING	180815M1 1890319M1 1890319M91 825064M1 890319M1 2125752K1	MF - 35, 65, TE20 A, TE20 D, TE20 F,135, 148, 158, 165, 168, 175, 178, 230, 240, 340,
	0538	BRAKE PEDAL SPRING LONG	1868691M1 184171M1	MF- 35,65,158, 165, 168, 175, 178,185,188,240,250, 265, 275, 285, 290, 565, 575, 590,765,1200
	0539	BRAKE LOCKING REPAIR KIT	181149M1 181150M1 180809M1 195348M1	MF - 35, 35 X, 65, TE20,133, 135, 135 Petrol,140, 145, 148,152, 155, 158, 165,168,175,178,185,188, 230, 240, 255, 265, 275, 1080, 1500,1505

# MASSEY FERGUSON

## BRAKE PARTS

IMAGE	SHIKOM CODE	NAME	OE NO. FOR REF ONLY	MODEL
	0540	BRAKE LOCKING LEVER	181149M1	MF - 35, 35 X, 65, TE20,133, 135, 135 Petrol,140, 145, 148,152, 155, 158, 165,168,175,178,185,188, 230, 240, 255, 265, 275, 1080, 1500,1505
	0541	BRAKE LOCKING NUKKA	181150M1	
	0542	BRAKE LOCKING SPRING	180809M1	
	0543	BRAKE LOCKING PIN	195348M1 195242M1	
	0544	FOOT REST SET	180867M1 180869M1	
	0545	FOOT REST SET	180869M1 714433M1	MF - 35, 135, 148, 245

## CLUTCH PARTS

	0546	CLUTCH PRESSURE PLATE ASSY. SINGLE CLUTCH 10"	1850837M91 712481M91	MF - 35, TE20, TE20 A, TE20 D
	0547	CLUTCH PRESSURE PLATE ASSY. SINGLE CLUTCH 11"	887867M91	MF - 35,65,135,165,175,178,IMT
	0548	CLUTCH PRESSURE PLATE ASSY. SINGLE CLUTCH 12"	887867M91 886394M93	MF - 50, 175, 178 ,175, 178, 185, 245
	0549	CLUTCH PRESSURE PLATE ASSY. SINGLE CLUTCH O/M 13"	3620414M91 3599492M91	MF - 390T , 398, 399 698 , 698T, 699
	0550	CLUTCH PRESSURE PLATE ASSY. DUAL CLUTCH 11"	886388M93 1851651M95	MF - 65,165,765
	0551	CLUTCH PRESSURE PLATE ASSY. DUAL CLUTCH 12"	1867438M91 3599463M91	MF - 135, 148, 155 ,158, 230, 240, 250, 340, 342, 350, 550 , 20F
	0552	CLUTCH PRESSURE PLATE ASSY. DUAL CLUTCH 13" 13" x 1.5/8" x 25 SPLINE	3900546M1 1867433M91 3701015M91	MF -298,398T,399,560, 565, 575, 675, 698,699, 375, 4243, 4245, 4253, 4255, 4260, 4263,
	0553	PRESSURE PLATE TAWA 10"	1850841M1 2125687K1	MF - 35
	0554	PRESSURE PLATE TAWA 11"	1860158M1	MF - 35, 35X, 65, 765, 135, 165, 175, 178

# MASSEY FERGUSON

## CLUTCH PARTS

IMAGE	SHIKOM CODE	NAME	OE NO. FOR REF ONLY	MODEL
	0555	PRESSURE PLATE TAWA 12"	887907M1 3477544R1 2125721K1	MF - 135, 148, 155, 158, 165 , 168, 175, 178 , 185, 188, 230, 240,245, 250, 265, 275, 285, 290, 298, 340, 342, 350, 352, 355, 360, 362, 365, 375
	0556	PRESSURE PLATE TAWA 13" N/M	3900607M1	MF - 298,398,398T,399,698,699
	0557	CLUTCH PRESSURE PLATE COVER 11"	1853162M1 886399M1,	MF - 35,65,135,165,175,178,IMT
	0558	CLUTCH PRESSURE PLATE COVER 12"	887896M1	MF - 133, 135, 135 MKIII, 140, 145, 148, 155 ,158,158 S, 165,168, 175, 178, 185, 188, 230, 231, 235, 240,245, 250, 255, 260, 261, 263, 265, 265 S, 275, 285, 285 S, 290, 365, 390
	0559	CLUTCH PRESSURE PLATE COVER 13"	3900605M1	MF - 375,390,396,398,399
	0560	CLUTCH SECONDARY FLY WHEEL 11" 6 NUKKA	1040886M1, 1753748M1, 2125720K1	MF - 122, 130, 133, 135, 140,145, 165, 165 MKIII,175, 178,25, 35, 35 X, 65, 765, 825, 835, 865
	0561	CLUTCH SECONDARY FLY WHEEL 12" 6 NUKKA	887902M1	MF - 133, 135, 135 MKIII, 140, 145, 148, 155 ,158,158 S, 165,168, 175, 178, 185, 188, 230, 231, 235, 240,245, 250, 255, 260, 261, 263, 265, 265 S, 275, 285,290, 365
	0562	CLUTCH THURST PLATE - 11"	886398M1	MF - 175,180,185,IMT
	0563	CLUTCH THURST PLATE 12"	887906M1	MF - 175,175UK,240,245,275,282, 283,290,390<S/N B18008
	0564	CLUTCH PRESSURE PLATE 11" 3 NUKKA	81 934 M1 2125716 K1	MF - 35,35X,65,133, 135, 140, 165, 165 MKIII, 175, 175 S,178, 35, 35 X, 65, 765
	0565	CLUTCH PRESSURE PLATE 12" 3 NUKKA	887 903 M1	MF - 133, 135, 135 MKIII, 140, 145, 148, 155 ,158,158 S, 165,168, 175, 178, 185, 188, 230, 231, 235, 240,245, 250, 255, 260, 261, 263, 265, 265 S, 275, 285, 285 S, 290, 365, 390, 590,690
	0566	CLUTCH PLATE 11" 10 SPLINE	899974M92 182841M92	MF - 35

# MASSEY FERGUSON














## CLUTCH PARTS

IMAGE	SHIKOM CODE	NAME	OE NO. FOR REF ONLY	MODEL
	0567	CLUTCH PLATE 11" 10 SPLINE	184542M1 890302M91 3620410M91 506068M1	MF - 35,65,75,135,165, 175, 178
	0568	CLUTCH PLATE 12" 10 SPLINE	1866042M93 3599462M92 887889M94 1680871M91 1486583M91 907090M93	MF - 135,148,165,175,185,188, 240, 265,275,285,290
	0569	CLUTCH PLATE 12" 10 SPLINE	1693883M91	MF - 135,148,165,240,165,240, 265,275,285,375,390
	0570	PTO CLUTCH PLATE 11-9" 10 SPLINE (PTO DRIVE)	3620411M91 1753753M93 899823M91	MF - 35,65,135,165,175,178
	0571	PTO CLUTCH PLATE 12-10" 10 SPLINE (PTO DRIVE)	33620409M91 887900M91 887901M91	MF - 135,148,165,168,175,178, 185,188
	0572	PTO CLUTCH PLATE 10" 25 SPLINE (PTO DRIVE)	1865836M91 3478359M91 1486544M1	MF - 135,148,165,168,185
	0573	CLUTCH BEVELLING SPRING RED	1753745M1 886632M1 886396M1 2125715K1	MF - 135, 148, 155 , 158, 165, 168, 175, 178, 185, 188, 230, 240, 250, 265, 275, 285, 290, 340, 342, 350, 352, 355, 360, 362, 365, 375
	0574	CLUTCH RELEASE PLATE WITH SPRING	1850201M1 1850200M1 2125663K1 2125664K1	MF - 35
	0575	CLUTCH RELEASE PLATE SPRING	1850200M1 2125664K1	MF - 35
	0576	CLUTCH RELEASE PLATE DI	2125704K1 2125699K1	MF - 35 DI
	0577	CLUTCH RELEASE PLATE SPRING	2125699K1	MF - 35 DI



# MASSEY FERGUSON

## CLUTCH PARTS

IMAGE	SHIKOM CODE	NAME	OE NO. FOR REF ONLY	MODEL
	0578	CLUTCH REPAIR KIT ROLLER TYPE	2125793K1	MF - 35
	0579	CLUTCH REPAIR KIT BUSH TYPE	2125793K1	MF - 35
	0580	CLUTCH REPAIR KIT PATTI TYPE	2125692K1	MF - 35
	0581	CLUTCH REPAIR KIT	3525115	TAFE-25
	0582	CLUTCH REPAIR KIT WITHOUT CUT TYPE	--	MF - 35
	0583	CLUTCH REPAIR KIT	1810857M91 2125737K1	MF - 135, 148 , 155, 158, 165,168, 178 , 185, 188, 230, 240, 250, 265, 275, 285, 290, 340, 350, 355, 360, 365, 375, 390, 550, 565, 575, 590, 675, 690
	0584	CLUTCH REPAIR KIT	1810855M92	MF - 65,135,165,175,178,IMT
	0585	CLUTCH FINGER FOR 12" CLUTCH	887898M1	MF - 135, 148 , 155, 158, 165,168, 178 , 185, 188, 230, 240, 250, 265, 275, 285, 290, 340, 350, 355, 360, 365, 375, 390
	0586	CLUTCH FINGER SPRING	887910M1	MF - 135, 148 , 155, 158, 165,168, 178 , 185, 188, 230, 240, 250, 265, 275, 285, 290, 340, 350, 355, 360, 365, 375, 390, 550, 565, 575, 590, 675, 690
	0587	CLUTCH INSERT PIN BIG	891826M1	
	0588	CLUTCH INSERT PIN MEDIUM	887893M1	MF - 135, 148 , 155, 158, 165,168, 178 , 185, 188, 230, 240, 250, 265,
	0589	CLUTCH INSERT PIN SMALL	887897M1	275, 285, 290, 340, 350, 355, 360, 365, 375, 390, 550, 565, 575, 590, 675, 690
	0590	CLUTCH FINGER LINK FOR 12" CLUTCH	3900547M1 887894M1	
	0591	CLUTCH FINGER BOLT WITH NUT 235 MM	962840M1 353430X1	MF - 135,148,165,168,175,178, 185,188, 240,245,265,275,290




# MASSEY FERGUSON


## CLUTCH PARTS

IMAGE	SHIKOM CODE	NAME	OE NO. FOR REF ONLY	MODEL
	0592	CLUTCH FINGER LOCK HAIR PIN	891827M1	MF - 35,65,135,148,165,175,178, 185,188,240,245,265,275,290,365, 375,765,IMT
	0593	CLUTCH FINGER COTTER PIN	354048X1	
	0594	CLUTCH FINGER FOR 11" CLUTCH	899818M2	IMT, MF - 35, 35X, 65, 765, 135 , 165 , 175, 178
	0595	CLUTCH FINGER SPRING	893121M2	IMT, MF - 35, 35X, 65, 765, 135 , 165 , 175, 178
	0596	CLUTCH INSERT PIN BIG	828597M2	IMT, MF - 35, 35X, 65, 765, 135 , 165 , 175, 178
	0597	CLUTCH INSERT PIN MEDIUM	1860160M1	IMT, MF - 35, 35X, 65, 765, 135 , 165 , 175, 178
	0598	CLUTCH INSERT PIN SMALL	1753965M2	
	0599	CLUTCH FINGER LINK FOR 11" CLUTCH	899817M1 898817M1,	IMT, MF - 35,65,135,165, 175, 175 S, 178, 765
	0600	CLUTCH FINGER BOLT WITH NUT 20.5 MM	1853164M1 353430X1	IMT, MF- 35, 35X, 65,135, 148, 155, 158, 165, 168, 178 , 185, 188, 230, 240, 250, 265, 275, 285, 290, 340, 350, 355, 360, 365, 375, 390
	0601	CLUTCH FINGURE ONLY	1810823M91	MF - 35 Petrol,135 Petrol Old style Belleville spring clutch
	0602	CLUTCH FINGURE BOLT WITH NUT	181121M1 353917X1	MF - 35 Petrol,135 Petrol Old style Belleville spring clutch
	0603	CLUTCH HUB O/M ID 54 MM	183129M2 711971M1	MF - 35, FE35,835,65,765,135,148 ,155,158 ,165, 168 ,175, 178 ,185, 188
	0604	CLUTCH HUB N/M ID 40 MM	714349M1	MF - 35
	0605	CLUTCH HUB ID 54 MM	886727M2 886727M1, 886727M4 519232M1	MF - 35, 35 Petrol, 133, 135, 135 Petrol, 140, 145,148,152, 155, 158, 165,168, 175, 178, 185, 188, 230, 231, 240, 245, 250, 253,255, 260, 261, 263, 265,265 S,275,285, 290, 295, 298, 350, 352, 355, 360, 362, 365,375, 390, 398,565
	0606	CLUTCH PILOT HUB	DE000922	MF - 35

# MASSEY FERGUSON

## CLUTCH PARTS

IMAGE	SHIKOM CODE	NAME	OE NO. FOR REF ONLY	MODEL
	0607	CLUTCH HUB SPRING	1867690M2 180451M1	MF -35, 35X, 65, 765, 135, 148, 165, 175, 178,185, 188, 230 , 240, 250, 265, 275, 285, 290, 340, 350, 355, 360, 365, 375, 390
	0608	CLUTCH PEDAL SHAFT SET OF 2 PCS	180444M1 180449 M1 1679460M1 180444M2	MF - 35,35 X, 65, 135, 148, 165, 168, 175, 178, 185, 275, 290, 298, 1200,
	0609	CLUTCH PEDAL BUSH SET SET OF 4 PCS	184592M1	MF - 35, 35X, 65, 765, 135, 148, 165, 175, 178,185, 188, 230, 240, 250, 265, 275, 285, 290, 342, 350, 352, 355, 360, 362, 365, 375, 390,
	0610	CLUTCH OUTER BEARING 1888180	714348	MF - DI
	06111	CLUTCH OUTER BEARING 9W2.5	1861240M1 1868225M1 833084M1 834602M1 892862M2 892862M1 183131M1 195508M1 892862R3	MF - 35,133, 135, 140, 148 , 152, 155, 158, 165, 168, 185, 188, 230, 233,240, 250, 253,255, 260, 265, 275, 285, 290,340,342 OD 102mm, ID 63.5mm & thickness 20.57mm, 350, 352 OD 102mm, ID 63.5mm & thickness 20.57mm, 355, 360, 362 OD , 362N, 365, 372, 375
	0612	CLUTCH OUTER BEARING 4W2.5	181131M1	MF - 35
	0613	CLUTCH OUTER BEARING N/M 306445C	711972M1	MF - 35

	0614	COUNTER SHAFT A - 20 SPLINE B - 15 SPLINE C - 17 SPLINE D - 10 SPLINE E - 326 MM	183085M2	MF - 35
	0615	COUNTER SHAFT A - 20 SPLINE B - 15 SPLINE C - 17 SPLINE D - 21 SPLINE E - 320 MM	1868535M1	MF - DI,148
	0616	COUNTER SHAFT SINGLE CLUTCH A - 20 SPLINE B - 15 SPLINE C - 17 SPLINE D - 21 SPLINE E - 313 MM	1868536M1	MF - 245
	0617	COUNTER SHAFT DAUL CLUTCH HOLLOW TYPE A - 20 SPLINE B - 15 SPLINE C - 17 SPLINE E - 313 MM	906472M2 906743M92	MF - 133, 135, 135 Petrol, 140, 145 MKIII,148,150, 152,155,158, 165,168,175,185,188,230,231,235, 240, 243, 245, 250, 253, 255, 260, 261, 263,265, 265 S,270,275, 285, 285 S,290, 340, 342, 350, 352, 355, 360, 362,365, 375,390, 396

# MASSEY FERGUSON

## TRANSMISSION & SELECTOR MECHANISM

IMAGE	SHIKOM CODE	NAME	OE NO. FOR REF ONLY	MODEL
	0618	COUNTER SHAFT HOLLOW TYPE A - 20 SPLINE B - 15 SPLINE C - 17 SPLINE E - 283 MM	--	MF - 133, 135, 135 Petrol, 140, 145 MKIII,148,150, 152,155,158, 165,168,175,185,188,230,231,235, 240, 243, 245, 250, 253, 255, 260, 261, 263,265, 265 S,270,275, 285, 285 S,290, 340, 342, 350, 352, 355, 360, 362,365, 375,390, 396
	0619	PINION MAIN DRIVE SHAFT TEETH -18/10 DUAL CLUTCH	180420M1 1669325M1	MF - 133, 135, 135 Petrol, 140, 150, 235, 240, 35,35 X, 50
	0620	PINION MAIN DRIVE SHAFT TEETH -18/10 SINGLE CLUTCH	964926M3 714446M1	MF - 133, 135, 135 Petrol, 140, 148, 152, 20 C, 20 D,231,240 S,245
	0621	MAIN DRIVE SHAFT TEETH - 18/10 DUAL CLUTCH	964926M3 3599676M1	MF - 135,135UK,150,231,240,245
	0622	MAIN SHAFT LENGTH - 341 MM 18 SPLINE	1687643M1 1870149M2 1682449M1 1687643R1 1617695M1	MF - 135 , 148, 155 , 158 & 165,168,185,188 ,240, 245, 250 , 265 , 350, 355, 360, 362 , 375
	0623	MAIN SHAFT BIG LENGTH - 300 MM 18 SPLINE	894702M1 990955M1 1682663M1 1682663R1	MF - 35, 65, 135, 765
	0624	MAIN SHAFT SMALL LENGTH - 290 MM 18 SPLINE	180441M1	MF - 35, 35 X, 50 , 65, 765
	0625	MAIN SHAFT LENGTH - 352 MM 18 SPLINES	1870149M1	MF - 135,148,155,158,165,188, 235, 240,245,250,265,Early Models standard Epcyclic units
	0626	MAIN SHAFT LENGTH - 341 MM 18/21 SPLINE	1866560M91, 1870151M1, 1870151M2	MF - 133, 135, 135 Petrol, 140, 148, 152, 165UK, 168,185, 188, 265,275, 285, 290, 550, 565, 575, 590
	0627	MAIN SHAFT LENGTH - 341 MM 18/22 SPLINE	1682448M1 1687642M1	MF - 133, 135, 135 Petrol, 140, 148, 152, 165, 168,185,188, 230, 240,250,253, 261,265, 275, 285 S, 290, 350,355, 360, 362, 365, 375, 390, 390 T, 396,
	0628	LOW SPEED GEAR TEETH-44	1660917M2, 1682688M1, 1682989M1, 189439M1, 520700M2, 520700M3, 520700M4, 898912M1	MF - 35,35 X,133,135, 135 Petrol, 140, 145 MKIII,148,152, 155,165, 168, 175,178, 185, 188, 230, 231, 235, 240,245, 250,255, 260,265, 265 S, 275, 285, 290, 340, 342, 350, 352, 355, 360, 362,365, 375, 375 E, 390 ,1080, 1085, 1200

# MASSEY FERGUSON

## TRANSMISSION & SELECTOR MECHANISM

IMAGE	SHIKOM CODE	NAME	OE NO. FOR REF ONLY	MODEL
	0629	LOW SPEED GEAR TEETH-45	183042M1	MF - 35, 35 X,50, 65 , 765, 865
	0630	MAIN SHAFT 3 <sup>rd</sup> SPEED GEAR TEETH - 41/18	1682690M1 1660094M1, 964917M1	MF - 133, 135, 135 Petrol, 140, 145, 148, 150,152, 155,158, 165, 168, 185, 230, 235, 240,245, 250, 253, 265, 275, 285, 290, 350, 355, 360,362, 365, 375, 390,
	0631	CONSTANT MESH GEAR TEETH -50	181799M1	MF - 35,135
	0632	CONSTANT MESH GEAR	1671706M1	MF - 240,245
	0633	INTERMEDIATE & HIGH SPEED GEAR TEETH - 36/46/18 8 SPEED	1682691M1 891904M1	MF - 35 , 65 ,135,150,165 , 175, 178, 240
	0634	INTERMEDIATE & HIGH SPEED GEAR TEETH - 36/46/18 6 SPEED	880957M2	MF - 230 ,235, 245,1080
	0635	CLUSTER REVERSE GEAR TEETH -13/21	183040M1	MF - 35, 65 ,135 ,150, 165 , 175 , 178,180, 185, 230,235,240,250 ,265,275,285,290, 350,355, 360, 362,365,375,390
	0636	PINION HIGH SPEED GEAR TEETH -33	180415M1	MF - 35,35X, 50,65, 765,135,165, 175,178,240, 250, 265, 275, 285, 290,350,355,360,362,365, 375,390,
	0637	PINION INTERMEDIATE SPEED GEAR TEETH -23	180419M1	MF - FE35, 35,35X, 50, 65,765, 135,135UK, 150,165,175,178,240, 250,265,275, 285,290,350,355,360, 362,365,375 ,390
	0638	PINION GEAR TEETH -28/20	964916M1	MF - 135 ,135UK, 148 , 155 ,158, 165,165UK,168,185,188,230,240 , 245,250, 265,275,285,290,350,352, 355,360, 362,365,375,390
	0639	MAIN SHAFT COUPLING SMALL LENGTH -2.1/16" (52.38MM)	184770M1 184770M2 184770M3	MF - 35,133, 135,140,145,145 MKIII, 148,150,155, 158,165,168, 175, 175 S, 178, 180,185, 230, 231,235,240, 240 S,245, 250, 255, 260,265,265 S, 275,350, 352, 355, 360, 362
	0640	MAIN SHAFT COUPLING BIG LENGTH -2.1/4" (57 MM)	180435M1	MF - 35
	0641	GEAR PLANETARY RING LONG N/M WIDTH - 1.723"	1865528M1	MF - 35,133,135S,145S,165, 230, 231, 235, 240, 240S, 250, 253, 255, 260, 265,,275 for 4WD Tractors, 285S , 290, 243, 245,340 ,350 ,355, 360 , 362, 365, 375 , 550 , 560,

# MASSEY FERGUSON

## TRANSMISSION & SELECTOR MECHANISM

IMAGE	SHIKOM CODE	NAME	OE NO. FOR REF ONLY	MODEL
	0642	GEAR PLANETARY RING SHORT O/M WIDTH - 1.575"	180405M1	MF - 35
	0643	GEAR PLANETARY RING WIDTH -1.15/16" TEETH -68 HEAVY DUTY	1867424M2	MF - 148, 168, 185, 235, 245,250, 255, 260, 265, 265 S, 275, 285, 285 S, 290,298,365, 375, 390,398, 399, 1080,1085, 1200, 1250,4215, 4220, 4225, 4235, 4240, 4245,
	0644	CARRIER UNIT EPICYCLIC GEAR HEIGHT 1-1/16" SHORT COLLAR	827719M91	MF - 35,, 65, 135,165, 765 , 835,
	0645	CARRIER UNIT EPICYCLIC N/M GEAR HEIGHT 1-1/16" LONG COLLAR	897711M92	MF - 35 , 65, 135, 150, 165, 230, 235,240, 245, 250 ,265 , 340, 350, 355, 360, 362, 365, 765,2135,3165
	0646	CARRIER UNIT EPICYCLIC GEAR HEIGHT 1-5/16"	1808974M92 1886634M91 882503M91 887128M92 909926M91	MF - 1080, 1085, 148, 168, 175, 175 S,175UK,178 , 185,188, 50, 50 B, 50 B MKII
	0647	CARRIER UNIT EPICYCLIC 8 SPEED	1870538M1 1870538M92 1870538M93 1888677M91	MF - 148, 152, 165, 168,175, 185, 188,235, 245, 250, 260, 265, 275, 283,285, 290,298, 365, 375, 390, 398, 399
	0648	CARRIER UNIT REPAIR KIT O/M	N. P. N.	MF - 35
	0649	CARRIER UNIT REPAIR KIT N/M	N. P. N.	MF - 35
	0650	CARRIER UNIT PIN O/M WITH ROLLER WITH COPPER & STEEL WASHER	N. P. N.	MF - 35
	0651	CARRIER UNIT PIN N/M WITH ROLLER WITH COPPER & STEEL WASHER	N. P. N.	MF - 35
	0652	CARRIER UNIT WASHER SET O/M	180414M1	MF -35 , 35X , 65, 765
	0653	CARRIER UNIT WASHER SET N/M	897367M1	MF - 35, 65, 135,165,175,178,230, 240, 250,340, 350, 355, 360, 362 , 365, 550, 765, 835,
	0654	CARRIER UNIT PIN O/M	N. P. N.	MF - 35
	0655	CARRIER UNIT PIN N/M	N. P. N.	MF - 35
	0656	CARRIER UNIT PIN WASHER SET O/M	N. P. N.	MF - 35
	0657	CARRIER UNIT PIN WASHER SET N/M	N. P. N.	MF - 35
	0658	CARRIER UNIT GEAR WASHER O/M	N. P. N.	MF - 35
	0659	CARRIER UNIT GEAR WASHER N/M	N. P. N.	MF - 35



# MASSEY FERGUSON

## TRANSMISSION & SELECTOR MECHANISM

IMAGE	SHIKOM CODE	NAME	OE NO. FOR REF ONLY	MODEL
	0660	CARRIER UNIT ROLLER O/M	N. P. N.	MF - 35
	0661	CARRIER UNIT ROLLER N/M	N. P. N.	MF - 35
	0662	CARRIER UNIT PLATE FRONT CUT TYPE	180408M2 180408M1	MF - 35, 35 X,65,133, 135, 135 Petrol, 140, 145, 145 MKIII, 148, 155, 158,165, 168, 175,178, 185, 188, 230,231, 235, 240,245,250, 253, 255, 260, 263,265,265 S, 275, 290, 340, 342, 350, 352, 355, 360, 362, 365, 375
	0663	CARRIER UNIT PLATE FRONT	1867425M1	MF - 148, 152, 168,185, 235,245, 250, 260,261,265,275,283,285 S, 290, 298, 365, 375,390,398, 399
	0664	CARRIER UNIT PLATE REAR	1867423M1	MF - 148, 152, 168,185, 235,245, 250, 260,261,265,275,283,285 S, 290, 298, 365, 375,390,398, 399
	0665	CARRIER UNIT PLATE REAR	184012M4	MF - 35, 35 X,65,133, 135, 135 Petrol, 140, 145, 145 MKIII, 148, 155, 158,165, 168, 175,178, 185, 188, 230,231, 235, 240,245,250, 253, 255, 260, 263,265,265 S, 275, 290, 340, 342, 350, 352, 355, 360, 362, 365, 375
	0666	CARRIER UNIT PLATE	N. P. N.	MF - 135,185
	0667	CARRIER UNIT PLATE REAR WITHOUT CUT	180407M2	MF - 35
	0668	CARRIER UNIT SHIM	180403M1 184011M1	MF - 35, 35 X, 133, 135, 140, 145, 145 MKIII, 148, 152,155, 158, 165, 168, 175,178, 185,188, 230, 231, 235, 240, 243, 245, 250, 253,255, 263, 265, 265 S,275, 340, 350, 352,355,365, 375
	0669	CARRIER UNIT SHIM	1867426M1	MF - 255,265,275,285
	0670	REVERSE GEAR SHAFT	180445M1	MF - FE35, 35, 35X, 65, 135, 165, 175, 178, 240, 250, 265, 275, 285, 290, 340, 342, 350, 352, 355, 360, 362, 365, 372, 375, 390, 398
	0671	REVERSE GEAR REPAIR KIT WITH ROLLER & WASHER	183039M1 183037M1 180458M1 183038M1	MF - 35,65,133,135,135 Petrol, 140,145,145,MKIII,148, 150,155, 158, 165, 168,175, 178,185, 188, 230,231,235, 240, 243, 245, 250, 255,260, 261, 263, 265,275, 285, 290, 340, 350, 355, 60,362,365, 375,390,398, 399



# MASSEY FERGUSON

## TRANSMISSION & SELECTOR MECHANISM

IMAGE	SHIKOM CODE	NAME	OE NO. FOR REF ONLY	MODEL
	0672	MAIN HOUSING SNAP RING	184170M1	MF - 245,1035
	0673	MAIN SHAFT SNAP RING	195222M1	MF - 35
	0674	COUNTER SHAFT SNAP RING	195500M1	MF - 35, 245, 285
	0675	COUNTER SHAFT SNAP RING BIG	195499M1	MF - 35, 245, 285
	0676	COUNTER SHAFT SNAP RING	195363M1	MF - 245,285,1035
	0677	TOP GEAR CHILLAM O/M 6 SPEED	180428M3 711970M1 1867233M3	MF - 35,50,65,135,150,165,175, 180,230,235,240,245,765,1080, 2135,3165
	0678	TOP GEAR CHILLAM N/M 6 SPEED	711177M1 1867223M3	MF - 135,165
	0679	TOP GEAR CHILLAM 8 SPEED SINGLE CLUTCH	714447M1 1693837M1 1860876M3	MF - 245,265,285,
	0680	TOP GEAR CHILLAM 8 SPEED DUAL CLUTCH	946903M2 1860890M3	MF - 165,240,265
	0681	TOP GEAR CHILLAM MULTI POWER RETAINER	1860889M1 1885502M91	MF - 175,178,185
	0682	GEAR FORK BIG 1 <sup>st</sup> SPEED [6 SPEED TRANSMISSION]	180437M1	MF - 35, 35 X,65,133,135, 135 Petrol, 140, 145,150,155, 165, 175, 178,155, 165, 240, 285, 595, 765, 865, 1080






# MASSEY FERGUSON

## TRANSMISSION & SELECTOR MECHANISM

IMAGE	SHIKOM CODE	NAME	OE NO. FOR REF ONLY	MODEL
	0683	GEAR FORK BIG 1 <sup>st</sup> , 2 <sup>nd</sup> , 4 <sup>th</sup> SPEED [6 & 8 SPEED TRANSMISSION]	1860773M1 1862139M1	MF - 135, 148,150, 155, 158, 165, 168, 175, 185, 188, 230,235, 240, 245,250, 253,255, 265, 275, 285, 290, 550, 565, 575, 590, 595
	0684	GEAR FORK MEDIUM 2 <sup>nd</sup> , 3 <sup>rd</sup> SPEED [8 SPEED TRANSMISSION]	1873532M1 1862867M1, 1873532M2, 1873532M3	MF - 133, 135,135 Petrol,140,145 MKIII,148, 148 MKIII, 155,158, 165, 168, 185, 188,198, 230, 235, 240, 240 S,245, 250,255,260, 261, 265, 265 S, 275, 285, 290
	0685	GEAR FORK SMALL [6 SPEED TRANSMISSION]	180443M1	MF - 35,65,240,245,765
	0686	GEAR FORK SMALL HIGH/ LOW CURVED [6 & 8 SPEED TRANSMISSION]	897065M2	MF - 35,133, 135, 135 Petrol, 140, 145 ,145 MKIII, 148, 155,158, 165,168,175, 178, 185, 188, 230, 231, 235, 240,243, 245,250, 253, 255, 260, 261, 263,265,265 S,270, 275,285 S, 290, 298, 340,342,350, 352, 355, 360, 362, 365,372, 375, 375 E,382,390,390 T, 396,1080
	0687	GEAR LEVER BIG	891405M1	MF -35, 35 X,65, 133, 135,135 Petrol, 140, 145, 148, 152, 155, 185, 230, 240, 250, 253, 265,275, 290, 550, 765
	0688	GEAR LEVER BIG	--	MF-241
	0689	GEAR LEVER BIG	894796M1	MF- 165, 168, 185, 188
	0690	GEAR LEVER BIG	1873587M1	MF - 285
	0691	GEAR SHIFT PLANETARY LEVER	180440M2	MF - 35,65,135,165,185,240, 765
	0692	GEAR SHIFT PLANETARY LEVER	1873275M2	MF - 285
	0693	GEAR SHIFT PLANETARY LEVER	894796M1	MF - 285,765,165 , 168 ,168S,175, 178, 185, 188,165 MKIII
	0694	GEAR SHIFT LEVER CUP WITH CHECK NUT	827211M1 827690M1 827960M1	MF -35, 35 X, 65, 133, 135, 135 E, 135 F,135 Petrol, 140, 145, 148, 152, 155, 158, 165, 230, 231, 235, 240,240 S, 245, 250,285 765,835, 865
	0695	GEAR SHIFT LEVER CUP CHECK NUT	827211M1	
	0696	GEAR SHIFT LEVER STOP PLATE WITH SELECTOR LOCK PIN	180453M1 180457M1	MF - 35,65,765

# MASSEY FERGUSON

## TRANSMISSION & SELECTOR MECHANISM

IMAGE	SHIKOM CODE	NAME	OE NO. FOR REF ONLY	MODEL
	0697	GEAR PLUNGER WITH SPRING O/M SHORT PLUNGER	180418M1 191221M1 180418M2	MF - 35, 35 X,65,133, 135, 135 Petrol,140,145,148,155,168 S,175, 175 S, 178, 180.185,188,230, 235, 240, 245, 250,253,255,260, 265, 275,285, 290,340, 355,360, 362, 365,372, 375, 390, 390 E, 1080, 1085,
	0698	GEAR PLUNGER WITH SPRING N/M LONG PLUNGER	180418M1 191221M1	
	0699	GEAR BALL RETAINER PLATE	1860761M1	MF - 240,245
	0700	GEAR STOP PLATE	1860764M3 1860764M2	MF - 35,1085,133,135,135 Petrol, 140, 145, 148, 152,155, 165, 168, 185, 188,230, 231, 235, 240, 243, 245, 250, 253,255, 260, 261, 265, 265 S, 275, 285 S, 290,340, 342, 350, 352, 355, 360, 362, 365,375, 375 E, 390, 390 T, 396
	0701	GEAR PACKING PLATE	1860765M2	MF - 35,65,765
	0702	GEAR PIN WITH BALL	1860767M1 391838M1	MF - 240,245
	0703	MAIN SHAFT BEARING JL-1212	195513M1	MF - 35,133,135,135 Petrol, 140, 148,152,158, 165,168,175,178,185, 188,240, 250,253, 265, 275, 285, 290, 298,340, 342,350, 352, 355, 360, 362, 365, 372, 375,382, 390, 390 T, 398, 399,1080
	0704	BEARING NJ 245 47905	886668M1	MF - 35,135, 135 Petrol, 148, 165, 175, 178,230, 240, 245,253,255, 265, 275,282, 290,298, 340,342, 298,340, 342, 350, 352, 355,360, 362,362 N, 365,372, 375, 398, 399
	0705	P.T.O. SHAFT BEARING JL-228	195453M1	MF - 135, 135 Petrol, 148, 165, 168, 175,178, 185, 188, 230, 235, 240,245,250,260,265,275,285, 290
	0706	TOP GEAR SHAFT BEARING TJ162116 1" x 1.5/16" x 1	2700273M1 195873M1 834844M1	MF - 135, 135 Petrol, 148, 165, 168, 175,178, 185, 188, 230, 235, 240,245,250,260,265,275,285, 290











# MASSEY FERGUSON

## ENGINE PARTS

IMAGE	SHIKOM CODE	NAME	OE NO. FOR REF ONLY	MODEL
	0707	CONNECTING ROD (A3.1.52/AD3.152/A4.192)	00050234 3637439M91 ZZ90011	P3,P4,P6, MF- 133, 135, 35, 35 X, 50, 65, TE20,150,,230,235,240
	0708	CONNECTING ROD AD3.152/A4.203/AD4.203	SA063496 3637392M91 ZZ90010	MF - 65,135,148,165,240,235, 245,255, 3165
	0709	CONNECTING ROD A4.236/A6.354/A4.248/A4.212	3637034M91 ZZ90009	MF - 175, 165, 168, 175, 178,184, 185,188, 240, 265,275,285,290, 365, 372,375 , 390, 393, 397, 399
	0710	CONNECTING ROD A6.354/A4.236T	3637028M91 ZZ90013 736386M91	MF - 35, 35 X, 65, 135,148,150, 155, 158,165, 230, 233, 235,240, 245, 250, 255, 260, 340,342, 350, 353, 354, 355, 360, 363, 390, 398
	0711	CYLINDER LINER SEMI FINISHED 84.16 MM A4.192	731595M1 0530002	MF- 65,765
	0712	CYLINDER LINER SEMI FINISHED 90.55 MM AD3.152/AD4.203/AT3.152	734179M1 31358323	MF - 35,65,135,150,165,230,235, 240, 245,250,253,360,765,
	0713	CYLINDER LINER SEMI FINISHED 98.19 MM A4.236/A4.212	744131M1 31358393	MF- 165,188,265,275,393,398, 3050
	0714	CYLINDER LINER SEMI FINISHED 100.22 MM A4.248	740571M1 31358346	MF- 265,275,285,290,590,690,
	0715	CYLINDER LINER SEMI FINISHED 97.79 MM A4.236/AT4.236	3637031M1 3135X031	MF - 174,184,362,365,387,390T, 398,3065,3070
	0716	CONNECTING ROD BUSH A3.152/AD3.152/AD4.203/AT3.152/ A4.192/A4.203	0050119 740407M1 31134151	MF - 35,65,65UK,135,230,240, 245, 250,255,150,50,235,253,360,
	0718	CONNECTING ROD BUSH A4.212/A4.236/A4.248/A6.354/ A6.354.4	733767M1 31134123	MF - 165,175,178,255,275,285, 290,399,1100,3090,3505
	0719	CONNECTING ROD BUSH AT4.236/1006.6T	744971 31134131	M F- 390,390T,398T,396,399, 4620,4220,3085,3095,6160,
	0720	PISTION PIN P3 (GUDGEON PIN)	0610516	MF - 35
	0721	PISTION PIN (GUDGEON PIN)	61DE0007	MF - 35DI, 245
	0722	ENGINE VALVE SPRING KIT SET OF 12 PCS	731153M1 780006 731154M1 780007	MF - FE35, 35, 50, 65, 150, 165, 230, 235, 245, 255,
	0723	ENGINE VALVE SPRING KIT SET OF 16 PCS	733823M1 780272 733822M1 780273	MF - 165,168,175,265, 275, 185, 188, 285, 290, 362, 365, 372, 375, 377, 382, 390, 565, 575, 590 ,675, 690
	0724	ENGINE VALVE SPRING KIT SET OF 16 PCS	735521M1 31745121 735525M1 31744131	MF - 175, 180,255,275, 285, 290, 690, 1080, 1085, 1100, 1105,1130, 1135,

# MASSEY FERGUSON

## ENGINE PARTS

IMAGE	SHIKOM CODE	NAME	OE NO. FOR REF ONLY	MODEL
	0725	ENGINE VALVE CAP TOP	0150008	MF - 35,135,148,165, 240,250,255
	0726	ENGINE VALVE CAP TOP	33423122	MF - 165,168
	0727	ENGINE VALVE CAP TOP	33423147	MF - 175,178,250, 265,275,285
	0728	ENGINE VALVE CAP BOTTOM	736185M1	MF - 35,65,135,148, 165,240,255
	0729	ENGINE VALVE CAP BOTTOM	3637041M1	MF - 165,178,265, 275,285,290
	0730	ENGINE VALVE COLLET	731155M1	MF - 35, 35 X, 130, 133,135,140, 145,148, 150, 155, 158,165, 2135, 2205, 230, 233, 234, 235,240,244, 245, 250,255,260,340,342, 350, 352,355, 360, 366
	0731	ENGINE VALVE COLLET	736453M1	
	0732	FLY WHEEL RING P3/DI/245 HOLE TYPE TEETH - 122	N. P. N.	MF - 35
	0733	FLY WHEEL RING P4 WITHOUT HOLE TYPE TEETH - 115 A3.144/A3.152/AG3.152/AD3.152	00410236 3819719M1 731008M1	MF - 35,135, 165, 175,178,185, 188, 240, 245, 250, 255, 260, 265, 275, 285, 290, 350, 375, 390,390 T, 398,
	0734	FLY WHEEL RING WITHOUT HOLE TYPE TEETH-122 CONTINENTAL Z-134, 4 CYL.	1750034M1	MF - 35,135,150
	0735	FLY WHEEL RING A4.318/A6.354/AT6.354/100.6	1619032M1 741138M1 0410264	MF - 285, 698, 765, 1080, 1085
	0736	ROCKER SHAFT ASSY. AD.152/A3.152 3 CYLINDER	83135 0011679491	MF - 135,148,240
	0737	ROCKER SHAFT ASSY. AD4.236/ A4.212/A4.248	ZZ90030 87114 3637391M91	MF - 165,168,175,178,185,188, 285
	0738	ROCKER SHAFT P3	00750277 31411142	MF - 35,135,148,230,240,250
	0739	ROCKER SHAFT	31411125	MF - 265,270,285,290
	0740	ROCKER PADASTER	00101138	MF - 35,135,148,230,240,250
	0741	ROCKER PADASTER	37521332 3638403M1	MF - 165,285,290
	0742	CONNECTOR FOR ROCKER SHAFT	35568352 35568318	MF - 35,135,148,230,240,245

# MASSEY FERGUSON

## ENGINE PARTS

IMAGE	SHIKOM CODE	NAME	OE NO. FOR REF ONLY	MODEL
	0743	CONNECTOR FOR ROCKER SHAFT	35511111 3775E011	MF - 165,175,265, 275,285,290
	0744	ROCKER LEVER RH	00050032 41151446	MF - 35
	0745	ROCKER LEVER RH	37371271 41151482	MF - 165,175,185,265,285
	0746	ROCKER LEVER LH	00050033 41151447	MF - 35
	0747	ROCKER LEVER LH	37371281 41151481	MF - 165,175,185,285,290
	0748	ROCKER ADJUSTING SCREW WITH NUT	0720579 0576052	MF - 165,175,185,285,290
	0749	ROCKER SHAFT BUSH SET OF 6	N. P. N.	MF - 35
	0750	OIL PUMP ASSY.	00050019	MF - 35 PERKIN - P3
	0751	OIL PUMP ASSY. A6.305	00050106	MF - PERKIN - P4, P6
	0752	OIL PUMP ASSY. A3.152/AD3.152/AG3.152/AT3.152	41314078 736513M91	MF - 135,150,240,250,253,360
	0753	OIL PUMP ASSY.	99S30477	MF - 245
	0754	OIL PUMP ASSY.	41314165	MF - 245(S3)
	0755	OIL PUMP ASSY.	815612	IMT - 539
	0756	OIL PUMP ASSY. A4.212/A4.236 EXHAUST ON RH SIDE	41314182 735118M91	MF - 165
	0757	OIL PUMP ASSY.	37714231 31165116 36237138	MF - 185



# MASSEY FERGUSON

## ENGINE PARTS

IMAGE	SHIKOM CODE	NAME	OE NO. FOR REF ONLY	MODEL
	0758	OIL PUMP ASSY. A4.236/AT4.236/A4.248	4132F021 4132F041 4132F014 3637489M91	MF - 168,175, 178, 184,240, 255, 65, 275,283, 284,285, 290, 362, 365,372,375, 390,393, 398 T, 690,698,3050, 3060, 3065, 3070,
	0759	OIL PUMP BALANCER UNIT 4 HOLE EARLY MODEL	746432M91 747292M91	MF - 165,168, 175, 178, 185, 188, 265, 274,275, 285, 290,565, 575, 590, 675,690
	0760	OIL PUMP BALANCER UNIT N/M 6 HOLE MF 4.248 / MF 4.236T LATEST MODEL	3637352M91 4111K051	MF - 265, 274, 275, 285, 290, 365, 375, 390, 393, 398 T,3050, 3060, 3065, 3070
	0761	OIL ASSY. SHAFT P3, P6 ENGINE	00750001	MF - 35
	0762	OIL ASSY. SHAFT P3, P6 ENGINE WITHOUT GROOVE	00750001	MF - 35
	0763	OIL ASSY. SHAFT P4 ENGINE	32736413	MF - 35
	0764	OIL PUMP GEAR HOUSING P3 ENGINE	00440160	MF - 35
	0765	OIL PUMP GEAR HOUSING P4, P6 ENGINE	00440004	MF - 35
	0766	OIL PUMP DRIVE GEAR SET P3 ENGINE	00990646	MF - 35
	0767	OIL PUMP DRIVE GEAR SET P4, P6 ENGINE	00990743	MF - 35
	0768	OIL PUMP DRIVE GEAR	31163382	M F- 245
	0769	OIL PUMP DRIVE GEAR SHAFT P3 ENGINE	00750141	MF - 35
	0770	OIL PUMP DRIVE GEAR SHAFT P4, P6 ENGINE	00750145	MF - 35
	0771	OIL PUMP DRIVE INTERMEDIATE SHAFT P3, P4, P6 ENGINE	00750003	MF - 35
	0772	OIL PUMP DRIVE (TOP) SHAFT P3, P4, P6 ENGINE	00750002	MF - 35
	0773	OIL PUMP SHAFT	N. P. N.	MF - 245

# MASSEY FERGUSON

## ENGINE PARTS

IMAGE	SHIKOM CODE	NAME	OE NO. FOR REF ONLY	MODEL
	0774	OIL PUMP IDLER GEAR SHAFT P3 ENGINE	00750142	MF - 35
	0775	OIL PUMP IDLER GEAR SHAFT P4, P6 ENGINE	00750106	MF - 35
	0776	OIL PUMP ROTOR WITH SHAFT	827501M91	MF - 245
	0777	OIL PUMP BALANCER REPAIR KIT	746432M91	MF - 165,175
	0778	OIL PUMP PISTON WITH SPRING	32712714 31742128	MF - 245
	0779	OIL PUMP SHAFT BUSH	00050015	MF - 35
	0780	OIL ASSY. BUSH SET OF 2 PCS	00050012	MF - 35
	0781	OIL ASSY. RUBBER BUSH	00730155	MF - 35
	0782	DRIVE SHAFT BEARING BIG (BEARING HJ202816)	746697M1 2557182	MF - 168, 175, 178, 185, 188, 265, 274, 275,285, 290,565,575, 590, 675,690
	0783	DRIVE SHAFT BEARING SMALL (BEARING 1616)	746696M1 2557181	MF - 168, 175, 178, 185, 188, 265, 274, 275,285, 290,565,575, 590, 675,690
	0784	OIL RELIEF VALVE HOUSING	00440003	MF - 35
	0785	OIL RELIEF VALVE	DE005141	MF - 35,65,765
	0786	OVER FLOW VALVE	OODE5035	MF - 35
	0787	CRANK GEAR	00790002	MF - 35












# MASSEY FERGUSON

## ENGINE PARTS

IMAGE	SHIKOM CODE	NAME	OE NO. FOR REF ONLY	MODEL
	0788	CRANK GEAR	00410132 731228M1 3641397M91 3641397M1, 3641085M1	MF - 35, 35X,135, 148, 230, 240, 245, 250, 255, 340, 342, 350,550
	0789	CAM GEAR	00790001	MF - 35
	0790	CAM GEAR	00410241	MF - 245
	0791	CAM GEAR	31171350	MF - 185
	0792	FUEL PUMP GEAR	00995447	MF - 35,240,245
	0793	FUEL PUMP GEAR	31164449	MF - 240,245
	0794	FUEL PUMP GEAR	31171520	MF - 185
	0795	IDLER GEAR	734738M91	MF - A4.212, 165, A4.236, A4.268, 178, 275, 285, 290
	0796	IDLER GEAR	31164362 3638219M91 731205M1 731205M2	MF -35, 35X, 135, 148,150, 230, 235, 240,245, 250, 255, 254, 340, 342, 350,360,362, 362N,550
	0797	IDLER GEAR ADOPTER	00995447	MF - 240,245
	0798	CRANK SHAFT PULLEY	00670153	MF - 35
	0800	CRANK SHAFT PULLEY	31143733, 734627M1	MF - 35, 35 X, 133, 135, 140, 145, 148, 152,230, 231, 235, 240, 245, 250, 253, 255, 263,342, 350, 352, 355, 360, 550
	0801	FUEL PUMP COUPLING R/T	N. P. N.	MF - 35
	0802	FUEL PUMP COUPLING F/T	DE005027	MF - 35

# MASSEY FERGUSON

## ENGINE PARTS

IMAGE	SHIKOM CODE	NAME	OE NO. FOR REF ONLY	MODEL
	0803	FUEL PUMP COUPLING RUBBER ONLY	N. P. N.	MF - 35
	0804	FUEL PUMP PLASTIC COUPLING NYLON STD	N. P. N.	MF - 35,65,765
	0805	FUEL PUMP PLASTIC COUPLING NYLON UNDER SIZE	N. P. N.	MF - 35,65,765
	0806	FUEL PUMP PLASTIC COUPLING STD	N. P. N.	MF - 35,65,765
	0807	FUEL PUMP PLASTIC COUPLING UNDER SIZE	N. P. N.	MF - 35
	0808	FUEL PUMP FIBRE COUPLING STD	N. P. N.	MF - 35
	0809	FUEL PUMP FIBRE COUPLING UNDER SIZE	N. P. N.	MF - 35
	0810	FUEL PUMP FIBRE COUPLING STD	N. P. N.	MF - 35
	0811	FUEL PUMP FIBRE COUPLING UNDER SIZE	N. P. N.	MF - 35
	0812	FUEL PUMP COUPLING FLANGE	N. P. N.	MF - 35
	0813	CHAIN TENSIONER ASSY.	00030631	MF - 35
	0814	CHAIN TENSIONER SHAFT	00995436	MF - 35
	0815	CHAIN TENSIONER SQUARE PLATE	00940693	MF - 35
	0816	CHAIN TENSIONER REPAIR KIT	00030625	MF - 35
	0817	CHAIN TENSIONER PLUNGER WITH SPRING	00630008 00780170	MF - 35
	0818	TIMING CHAIN	826094M1	M F- 35

# MASSEY FERGUSON

## ENGINE PARTS

IMAGE	SHIKOM CODE	NAME	OE NO. FOR REF ONLY	MODEL
	0819	PUSH ROD	733817M1 31434307	MF - 165, 168, 174, 175, 178, 185, 188,240, 255,265, 275, 285, 290, 372,375, 390,398, 399
	0820	PUSH GUIDE WITH BOLT & NUT	00860007 00720564 00570113	MF - 35
	0821	PUSH GUIDE WITH BOLT & NUT	86S 30001 72S30010 57S30052	MF - 35DI,245
	0822	PUSH GUIDE ONLY	00860007	MF - 35
	0823	PUSH GUIDE A3.152/ AD3.152/ A4.192/ A4.203	00860012 731150M1	MF -35, 35 X, 135,140, 145, 150, 155, 165, 230, 235, 240, 245 ,250, 255,260, 350, 355, 360
	0824	PUSH GUIDE A4.212/ A4.236/ A4.248/ A6.354.1/ A6.354.4/ AT6.354.4	4222069M1 740671M1 31434163	MF - 165, 168, 175, 178, 185, 188, 255, 265, 275, 283,284, 285, 290, 330,362, 375, 382 390, 398
	0825	PUSH GUIDE BOLT WITH NUT	00720564, 00570113	MF - 35
	0826	PUSH GUIDE BOLT WITH NUT	72S30010 57S30052	MF - 35 DI, 245
	0827	MAIN BEARING OIL SEAL P3, P4, P6 (P.D.CASTED)	99DE0121 740235M91 414222034 41422027	MF - 35,133, 135,135 Petrol, 140, 148,155, 158, 165, 233, 35, 35 X, 50, 65,
	0828	MAIN BEARING OIL SEAL	37424611	MF - 148,240,245
	0829	TIMING CAGE COVER BOTTOM	37354312	MF - 148,240,245
	0830	THERMOSTATE BODY	00201443	MF - 35
	0831	THERMOSTATE BODY	U3776TO11	MF - 276,286
	0832	DIESEL TANK BRACKET	DE000910	MF - 35
	0833	DIESEL TANK COCK N/M	713904M91	MF - 35
	0834	DIESEL TANK COCK L/M	713904M91	MF - 35

# MASSEY FERGUSON

## ENGINE PARTS

IMAGE	SHIKOM CODE	NAME	OE NO. FOR REF ONLY	MODEL
	0835	DIESEL FILTER COVER SMALL	9451035524 1895160M1 7111353BR	MF - 35,345,2620, 2625, 2640, 2645, 2680, 2685, 2725, 3080, 3090, 3610, 3630, 3650, 530,
	0836	DIESEL FILTER COVER	1895160M1	MF - 2620,2625, 2640, 2645, 2680, 2685, 2725, 3080,3090, 3610, 3630, 3650, 530, 535, 560, 565,592, 595, 660, 665, 840, 845
	0837	DIESEL FILTER COVER N/M	1891262M1	MF - 168 MKIII, 240, 261, 265, 275,285, 286,290,3050, 3065, 3070, 340, 342, 350, 352, 355,360, 362, 365,375, 390, 390 T,398,415, 435, 560,575,590,675, 690, 698 T
	0838	DIESEL FILTER COVER	1630925M1 26566614 1890248	MF MOST OF MODELS
	0839	OIL FILTER COVER AD3.152/ AD4.203	37764251 741922M1	MF- 35, 35X,65, 765,135, 148,230, 235, 240, 250, 255, 254, 254S, 340, 265,275
	0840	OIL FILTER COVER LATEST MODEL A4.212/A4.236/A4.245	37764181 741614M1	MF- 165,175,185,188,265,275,285 ,290,375,390,575,690,1200,
	0841	EXHAUST MANIFOLD O/M	N. P. N.	MF - 35
	0842	EXHAUST MANIFOLD A3.152/A3.144 OUTLET 180°	3638321M91 37781251 731267M1	MF - 35X,33,135
	0843	EXHAUST MANIFOLD CLOSE TYPE	N. P. N.	MF - 35
	0844	EXHAUST MANIFOLD AD3.152 OUTLET 180°	54830001 37781341 54530001 734874M1	MF - 133, 134, 135, 140, 145, 148, 152, 154,20 F,2205, 233, 234, 240,
	0845	EXHAUST MANIFOLD AD3.152 OUTLET 90°	37781571 740221M1 54S30029	MF - 35 DI,133, 135, 140, 148, 152,230, 231, 235, 240, 245, 250, 255, 340, 350, 415
	0846	EXHAUST MANIFOLD A4.212/ A4.236/A4.248	37781781 736206M1	MF - 165, 168, 178, 185, 188, 265,265 S, 275, 285 S, 290, 375 E,382 N,390 E, 565, 575, 590
	0847	SILENCER ELBOW O/M	N. P. N.	MF - 35
	0848	SILENCER ELBOW MF-DI / 245	713277M1	MF - 35
	0849	SILENCER ELBOW N/M	20DE0029	MF - 35
	0850	SILENCER ELBOW	1862807M1	MF - 185



# MASSEY FERGUSON

## ENGINE PARTS

IMAGE	SHIKOM CODE		NAME	OE NO. FOR REF ONLY	MODEL
	0851		WATER PUMP WITH PULLEY	747542M91 731280M1	MF - 35,148,152,230,240,250,255,(135>UA5274) , PERKIN A3152, AD3152
	0852		WATER PUMP WITH PULLEY	4131A18 41312551 3637411M91 41313225 41312323	MF - 165,175, 185
	0853		WATER PUMP WITH PULLEY	41313232	MF - 265,285,290
	0854		WATER PUMP W /O PULLEY	747542M91	MF - 135,148,240,255
	0855		WATER PUMP W /O PULLEY	3641832M1 3640565M91 736055M92	MF- 165,175,185,265,275,285, 290,375E,565,575,590,675,690
	0856	--	WATER PUMP W /O PULLEY	41313201 4131A013	MF- 265,285,290
	0857	--	WATER PUMP REPAIR KIT	740607M91 3637445M91	MF - 35X,135,148,240
	0858	--	WATER PUMP REPAIR KIT	747965M91 725286M91	MF - 165,175,185,212-4,236-4, 248-4,265,285,290
	0859	--	WATER PUMP IMPELLER	0460022	MF - 35X,135,148,240
	0860	--	WATER PUMP IMPELLER	37447903 37447602	MF - 165,175,185,265,285







# MASSEY FERGUSON

## ENGINE PARTS

IMAGE	SHIKOM CODE	NAME	OE NO. FOR REF ONLY	MODEL
	0861	WATER PUMP SEAL	825374M1 1446130M1 2415216 2415209	MF - 35X,135,148,240
	0862	WATER PUMP SEAL	825374M1 1446130M1	MF ALL SERIES
	0863	WATER PUMP ELBOW BIG O/M	20DE0030	MF - 35
	0864	WATER PUMP ELBOW BIG N/M	N. P. N.	MF - 35
	0865	WATER PUMP ELBOW BIG	20530159	MF - 35 DI
	0866	WATER PUMP ELBOW SMALL O/M	00201276	MF - 35
	0867	WATER PUMP ELBOW SMALL N/M	N. P. N.	MF - 35
	0868	WATER PUMP ELBOW SMALL	57736242	MF - 35 DI
	0869	HEAD SIDE PLATE	00941203	MF - 35
	0870	PUMP FOUNDATION	00100405	MF - 35
	0871	WATER JACKET OUTLET PIPE ('S' TYPE)	DE000971	MF - 35
	0872	WATER JACKET INLET PIPE	00540103	MF - 35
	0873	WATER PUMP PLATE BRASS	00940863	MF - 35
	0874	WATER PUMP PLATE BRASS	3637335M1 0941183	MF - 35, 35 X, 133, 135, 140, 145, 148, 150, 152, 230, 233, 235, 240, 245, 250, 253, 254, 255,340, 355
	0875	WATER PUMP BEARING FPS-100	32346	MF - 35DI,135,245
	0876	WATER PLUG BRASS	00650563	MF - 35
	0878	OIL PLUG	00650566	MF - 35
	0879	VENTURY KIT	00990024 00900651 00190010	MF - 35

# MASSEY FERGUSON

## ENGINE PARTS

IMAGE	SHIKOM CODE	NAME	OE NO. FOR REF ONLY	MODEL
	0880	ENGINE LOCK KIT	DE0005392	MF - 35
	0881	NOZZEL PIPE SET SET OF 3	743602M91 3638623M91	MF - 35,135, 148, 230, 240, 340
	0882	NOZZEL PIPE SET SET OF 4	735099M93 735100M93 735101M93 735102M93	MF - 165,168,175,178,185,188, 265,285
	0883	DIP STICK	731117M91	MF - 35,65,135, 148, 155,158,165, 230, 240, 250, 255, 260,342, 350, 355,360,550,560, 765
	0884	DIP STICK      NEW TYPE	0011350U91 747476M91	MF - 362, 362N, 365, 372, 375, 382,382N,390T, 398, 698T, 1007, 3050, 3065, 3070
	0885	DIP STICK	3178C101	
	0886	DIP STICK      NEW TYPE	0011366U91 742991M91	

