

ATOMY ABSOLUTE SKIN CARE SET TONER



Why Toner is needed?

Which Sponge Picks Up More Water?

SKIN TIP

WET SPONGE

DRY SPONGE

✓

Your Skin With Toner

Your Skin Without

Skin Is Like A Sponge - If You Use Toner, Your Skin Will Absorb More Moisturizer and Stay Moist Longer

What is the benefits of Toner?

A balanced complexion

Toners don't just provide an additional cleanse. They also work to restore skin with the nutrients that traditional cleansers can not remove.

Softer and smooth skin.

Help with stubborn issues like redness.

Balanced pH levels

Naturally pH level of skin is around 4.7.

Improves

Dryness,
Redness,
Irritation.

Toner

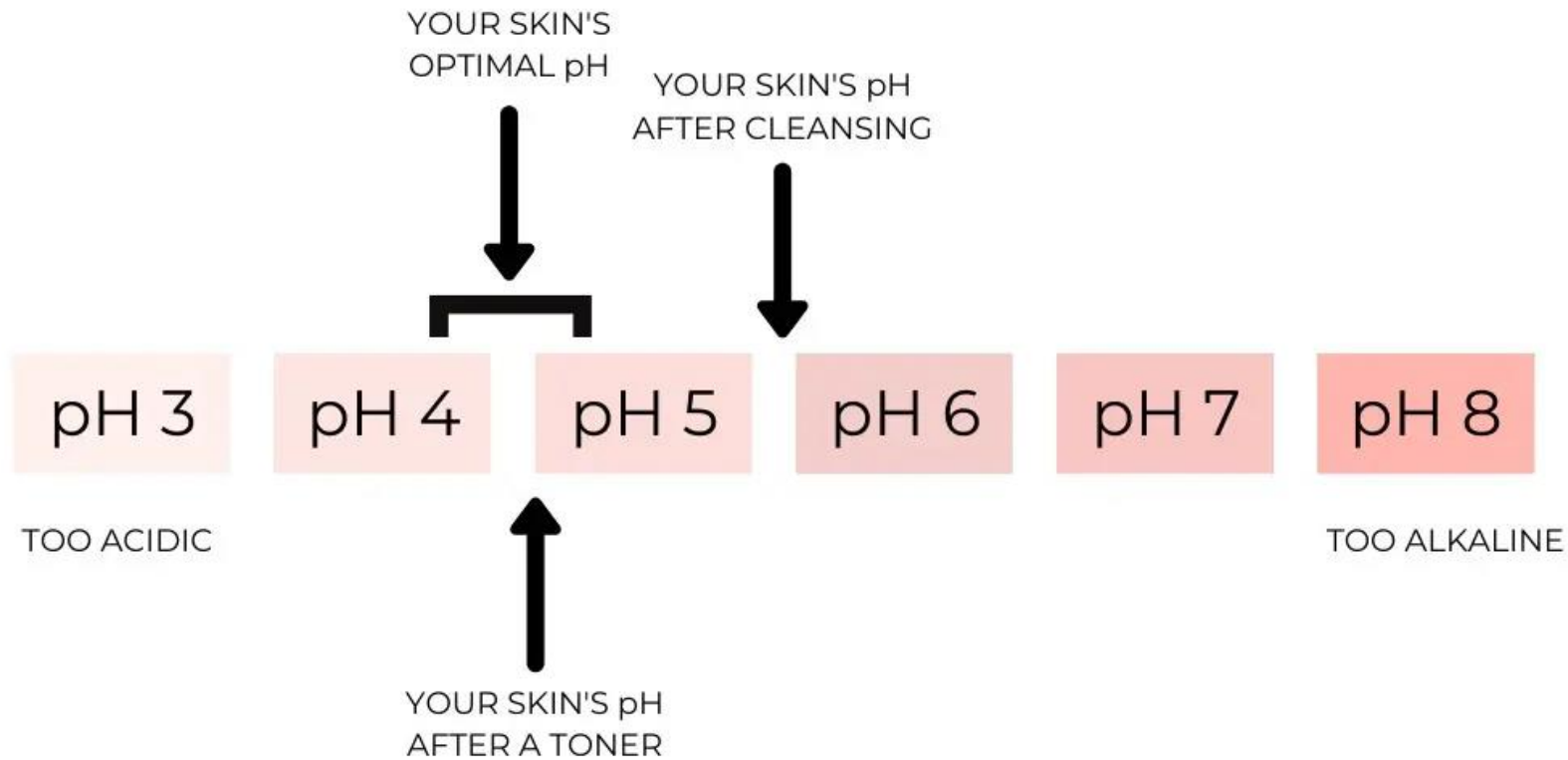
quickly balance pH levels.

Support for the rest of your routine

Help your skin for better absorption of other products you use.

Other products penetrate into the skin faster and work more effectively.

WHAT TONER DOES TO SKIN'S pH



When to use it?

01

Used after a
cleanser

02

As morning
and evening
care regime

03

Before
preparing
the skin for
make up



What is Toner and what does it do?

Fast-penetrating liquid

01

02

Helps remove some dead skin cells & used after cleanser

Quick hit of hydration

03

04

Prepare the skin for moisturizers and serum

Helps in getting rid of excess excess oil

05

06

Stubborn dirt or makeup leftover on your face

Why Toner is needed?

Skin is like a dried-up sponge

If you put a thick cream on a brittle dry sponge, it won't accept it

Because it isn't prepared for moisture



It forms an additional protective layer, reducing risk of environmental contaminants entering your skin

Helping your skin absorb your skincare products

But if you wet the sponge, the cream will sink in more easily

What is the benefits of Toner?



A toner can restore the pH levels of your skin, keeping it soft and healthy



It can shrink pores and remove all the excess oil from your face, making it extremely beneficial for acne-prone skin



It acts like a moisturizer



Prepare the skin for moisturizers and serum



It refreshes skin



Helps in getting rid of excess oil



Best way to use Toner

Use toner after washing your face, and before using serum or moisturizer



Put a few drops of the toner on a cotton pad

Apply it all over the face and neck



You could also take a few drops in your hands instead of a cotton pad and apply it over your face

Follow it up with The Fame Eye Cream



Allow it to dry

ATOMY ABSOLUTE SKIN CARE SET AMPOULE




ATOMY
ABSOLUTE

CellActive
AMPOULE

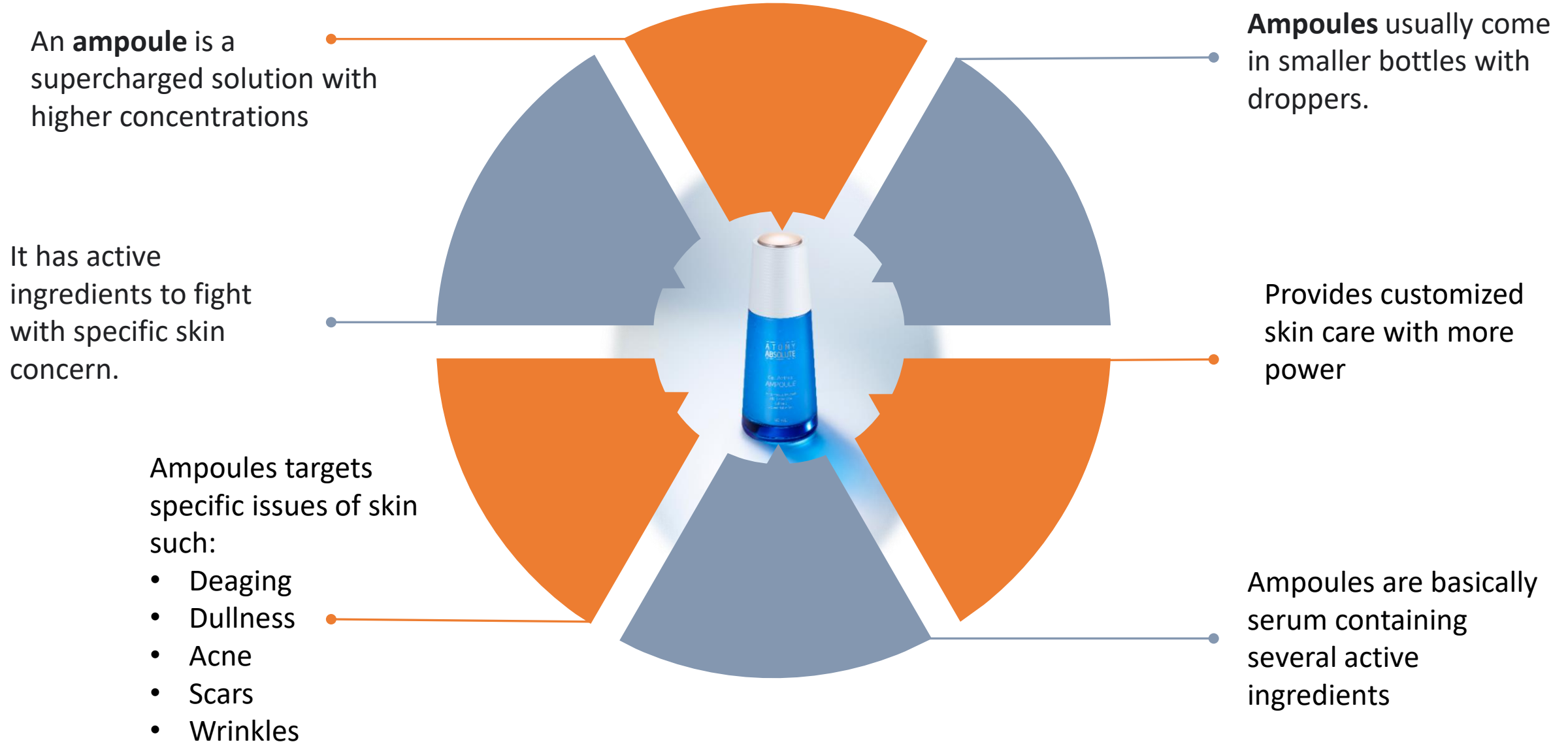
An ampoule infused
with CellActive
delivers
a powerful effect

40 mL

Magic Bottle



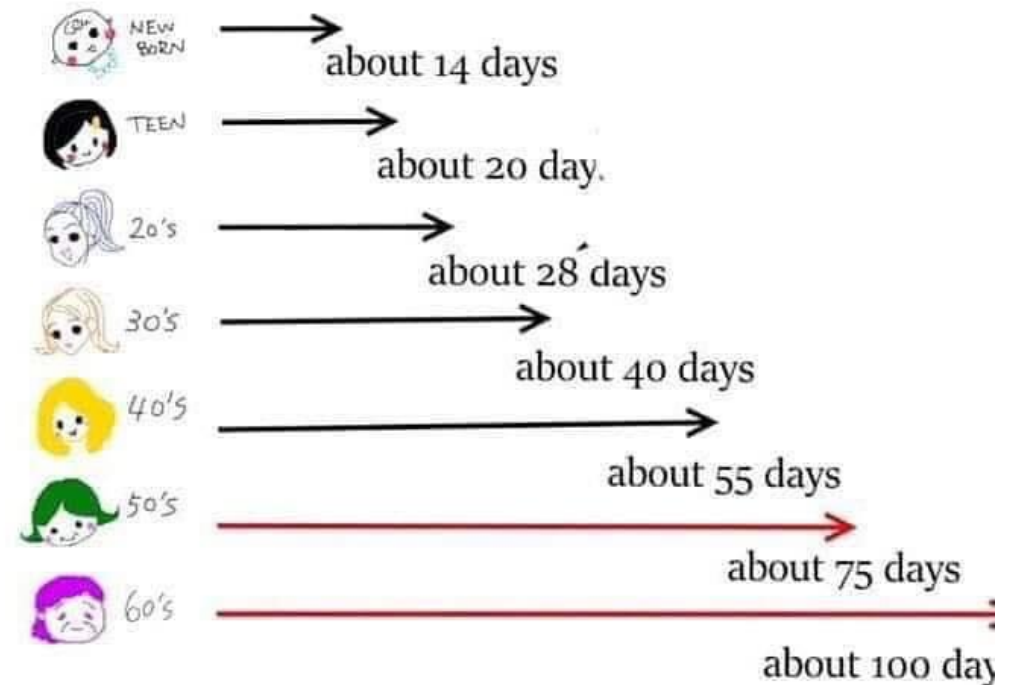
What Is Ampoule ?



Did You Know ?

- ✓ Your skin is the largest organ in your body
- ✓ But your skin cannot provide the same level of protection if the same cells block and absorb.
- ✓ In the course of providing their protective function, skin cells are damaged, so they must be replaced. every 28 days
- ✓ All cells are turned over in 28 days as the most superficial cells are replaced by new ones
- ✓ One of the major functions of your skin is to provide protection from external threats to your internal balance.

SKIN TURNOVER CYCLES CHART



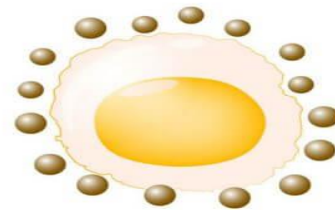
What is Antioxidants?



CELL & FREE RADICALS



Healthy cell



Cell attacked by free radicals



Oxidative stress
(cell destruction)

WHY WE FORMULATE WITH
FREE RADICAL BUSTING ANTIOXIDANTS

The differences.....



Essence	Serum	Ampoule
Concentrated	More Concentrated	Most Concentrated
Watery texture, lightweight	Thicker than essence	Sticky, Gluey, Syrupy type texture
Prepares the skin for other products	Penetrate deep into the skin layer	Adding another layer of hydration
Nourishment & Hydration	Extra Moisture on skin	Target specific skin concerns
Great way to kick start your skin care routine	Instant energizer for skin	Revive troubled skin
After Toner or before Ampoule	Before Lotion and after Ampoule	After Essence and before Serum
Wrinkle improvement	Inner elasticity	Intense de-aging
Hydrated complexion	Bright Complexion	Radiant complexion
Evaporates faster due to more water content	More absorbent sticks to skin longer	Make other products stay much longer
Removes dryness	Fights with multiple issues (Fine lines, Pigmentation, Dullness)	Targets one specific concern and give key results (Reverse – aging)

Benefits of Ampoule

01

Ampoule can brighten and firm up the skin

02

Ampoules are so potent, Potential and powerful to bring specific result.

03

Ampoule defends the skin against pollution or other outside toxin by boosting antioxidants

04

Activates Reverse aging

05

Repairing damaged and aged skin

06

Improve the dullness of your face and brighten your skin.

07

Effective to use after long periods of travelling or during harsh climates like winter when the skin tends to turn super dry.

08

They are very beneficial for effectively managing skin issues such as dark spots, ageing, fine line, and wrinkles



What Makes Ampoule an Effective Skincare Product?



Targets Ageing and Fine Lines

- ✓ Ampoules can help heal various skin conditions, such as reverse the effects of aging and fine lines.
- ✓ Ampoules help to slow down the aging process, making your skin look younger and clearer.



Keeps Your Skin Hydrated

- ✓ It boost hydration levels, helping the skin hold more water for prolonged periods.
- ✓ Nevertheless, it is recommended to follow it up with lotion.



Reduces Skin Issues

- ✓ Ampoules are made to target specific skin issues, thereby protecting against skin damage, acne, and pigmentation.
- ✓ They show quick results without side effects or allergies



Boosts the Skin

- ✓ Ampoules boost your skin instantly. They improve the dullness of your face and brighten your skin.
- ✓ These are very effective to use after long periods of travelling or during harsh climates like winter when the skin tends to turn super dry.

How to use Ampoule ?

Directions

Use morning and evening for a radiant and firm skin.



Take an appropriate amount with a dropper to the back of your hand or palm.



Apply evenly to the face and neck, avoiding the eye area.



Use your palm to wrap your face and let it absorb.

How to use dropper

1



Open it

2



Push the top button to drop the product

3



Push again to absorb the left drops

4



Close

ATOMY ABSOLUTE SKI N CARE SET SERUM



What is Serum & how does it work?

Serums are skin care products that are designed to deliver high concentrations of specific active ingredients to the skin.

Serums are clear, gel-based or liquid, and they tend to be less thick than a Essence and lotion.

The concept with a serum is that larger amounts of active molecules will potentially penetrate the skin's surface for optimum effectiveness.

Face serums are light weighted, hence, it penetrate deeper to deliver active ingredients into your skin.

Designed to nourish, protect, and hydrate your skin, a face serum is a great next step.

Due to the higher concentration, it typically takes a shorter amount of time to see visible results.



What are the benefits of Serum?



Why should we use Serum?

01 USE A SERUM TO...MINIMIZE THE APPEARANCE OF DARK SPOTS

02 USE A SERUM TO...BRIGHTEN THE LOOK OF DULL SKIN

03 USE A SERUM TO...PLUMP SKIN AND REDUCE WRINKLES

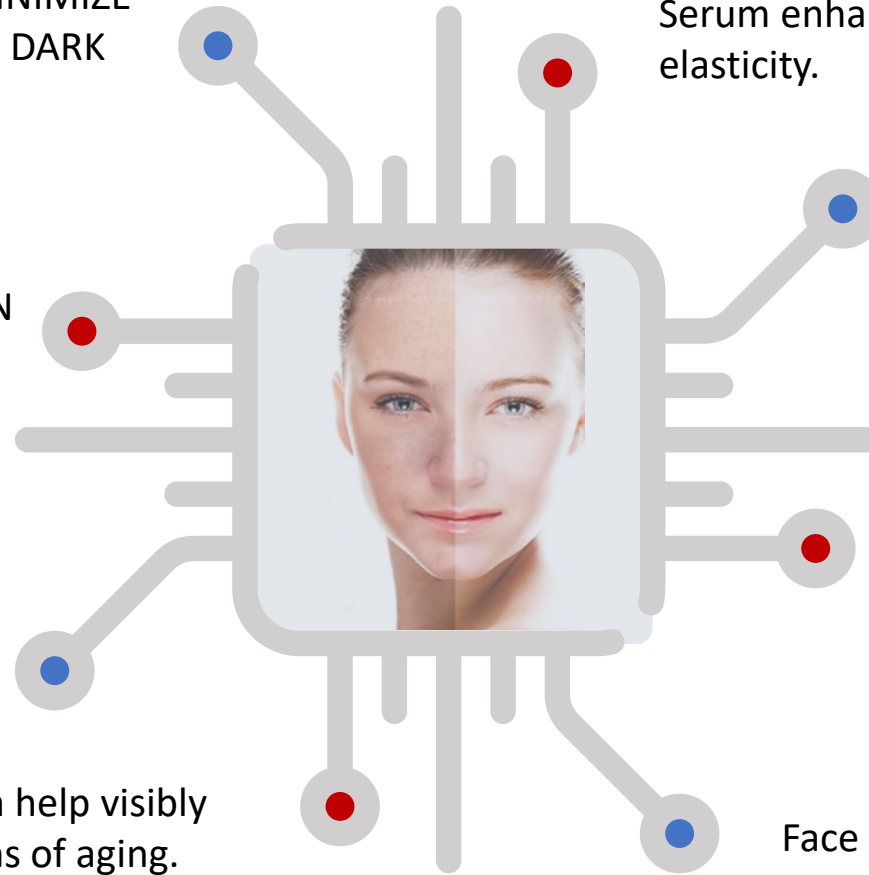
04 Serums can help visibly reduce signs of aging.

Serum enhances the inner elasticity. **05**

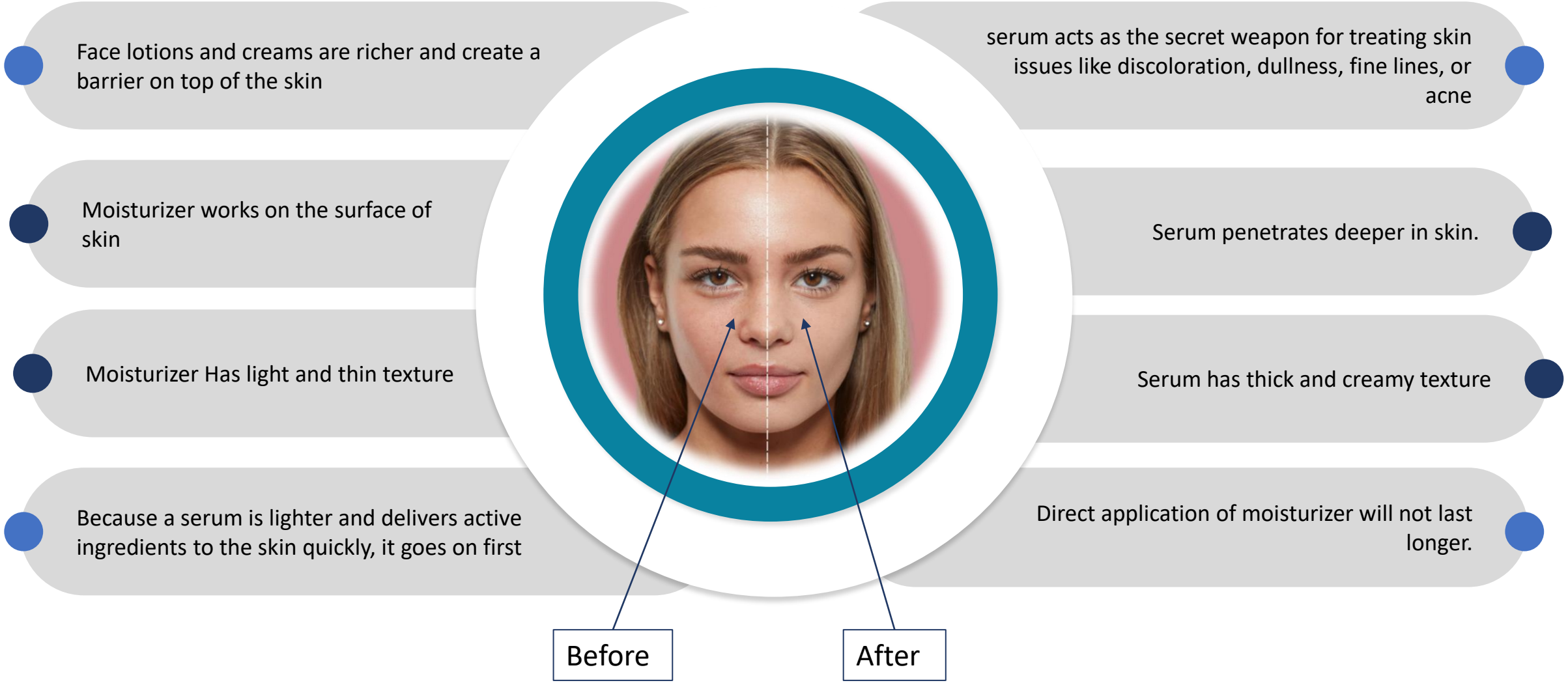
They have a non-greasy feel. **06**

Serums help moisturize your skin **07**

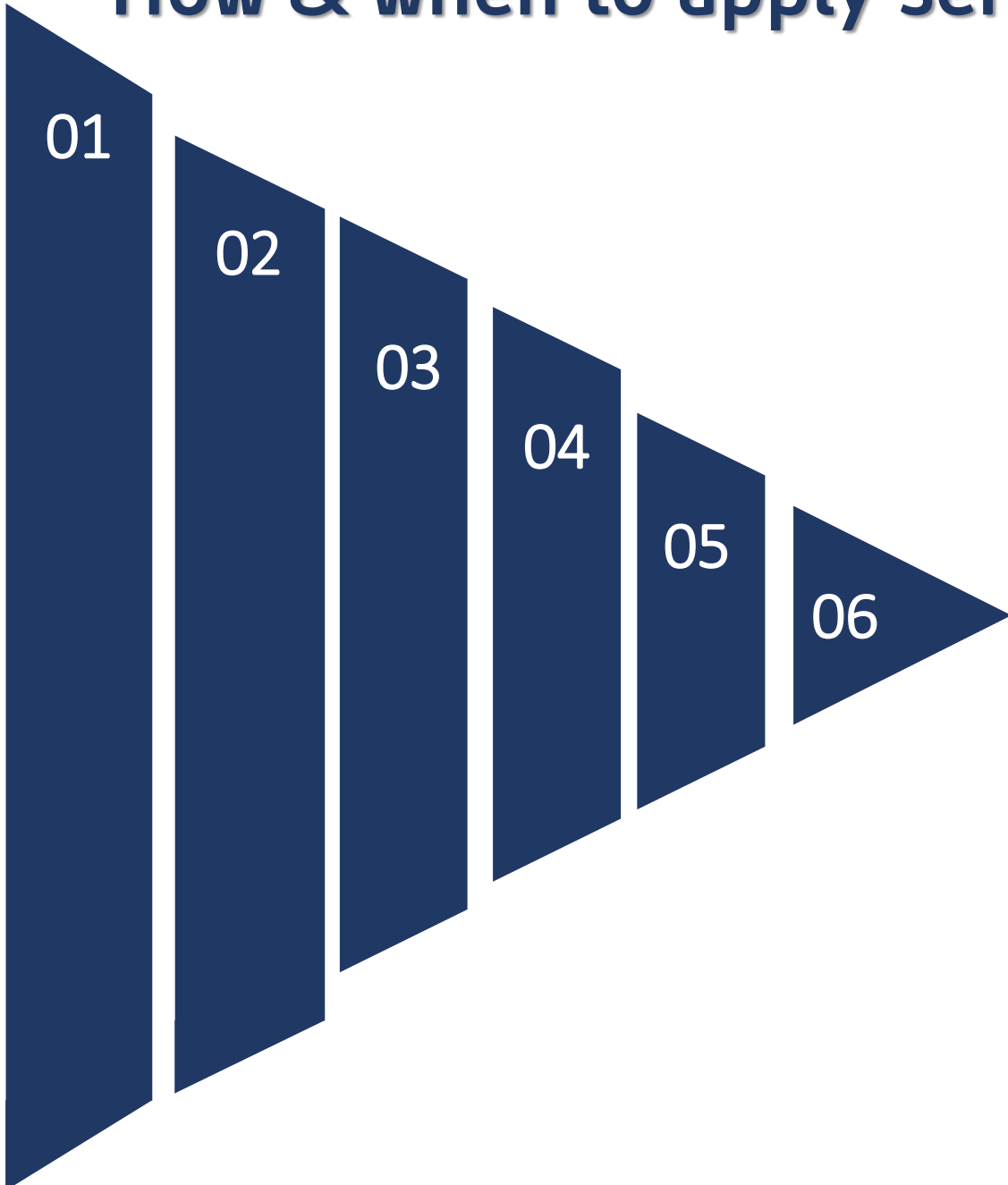
Face serum protects the skin **08**



Why we just can't use Moisturizer instead of Serum?



How & when to apply serum?



The ideal age to start using face serums would be late 20s and early 30s.

This is the age at which the first signs of aging appears.

You can continue using face serums till the age of 50+.and even more.

Take an appropriate amount to the back of your hand or palm.

Apply evenly on the face & neck, avoiding eye area.

Use it after ampoule day and night.

BRIGHT



B

Blemishes removal

R

Repair damages

I

Irritation improvement

G

Glow enhancement

H

Hydrates skin

T

Tightens face

ATOMY ABSOLUTE LOTION

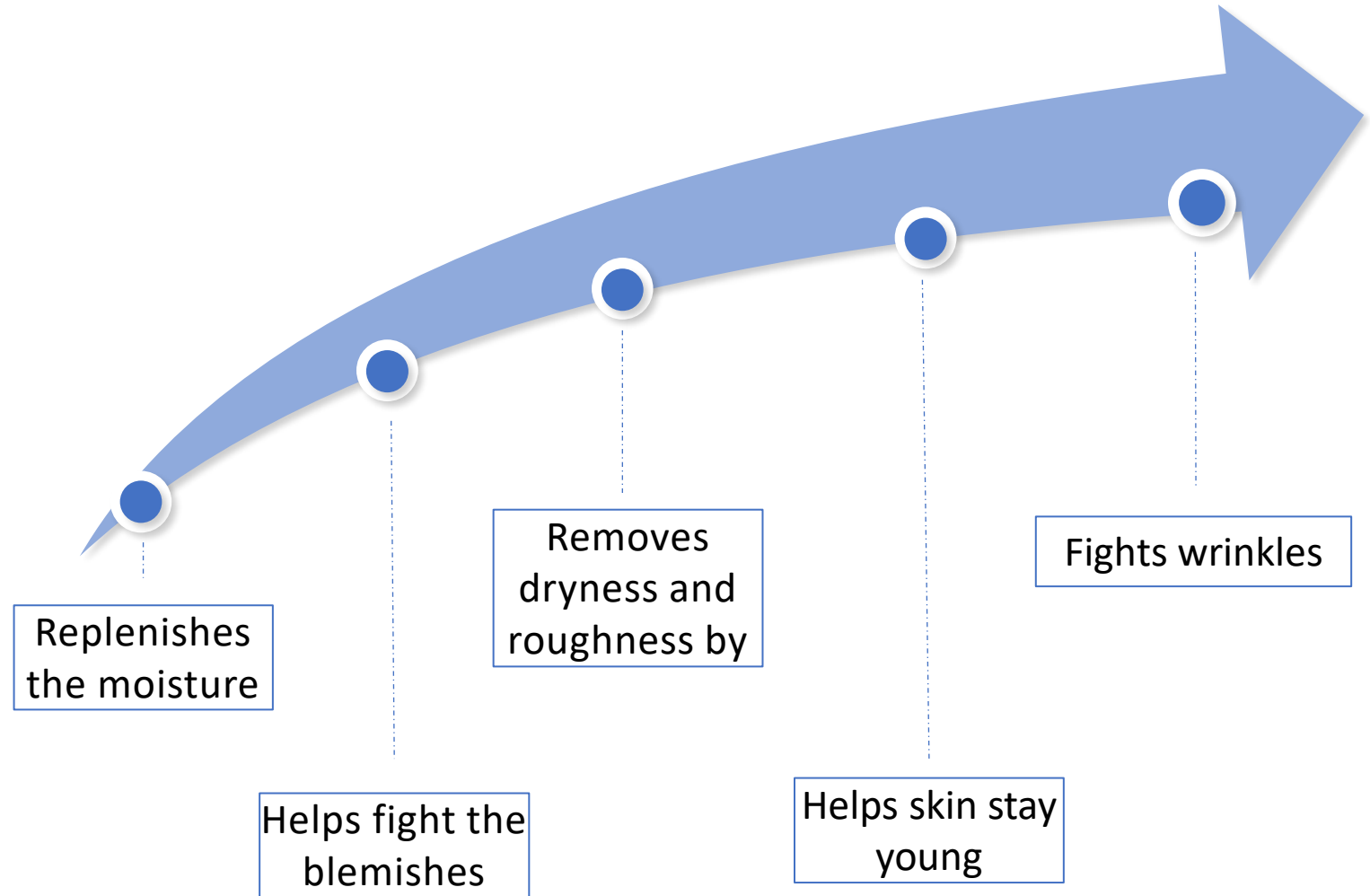


What is Lotion?

- It is better version of moisturizer
- Hydrating is crucial for keeping skin youthful and healthy, even if you don't have dry skin
- It hydrates the skin and keeping moisture in skin and dryness out



What are the benefits of Lotion?



What is the difference between Lotion and moisturizer?

- Lotion has a higher water content than moisturizer
- Works *on top of* the skin to prevent sunburn
- Moisturizer has the express purpose of adding moisture or locking moisture in the skin
- Lotions have a higher water content than moisturizer



What will happen if we stop applying lotion?



How and when to apply lotion?



Always ensure to use the lotion covering the neck area along with Face



Use the upward strokes while using the lotion

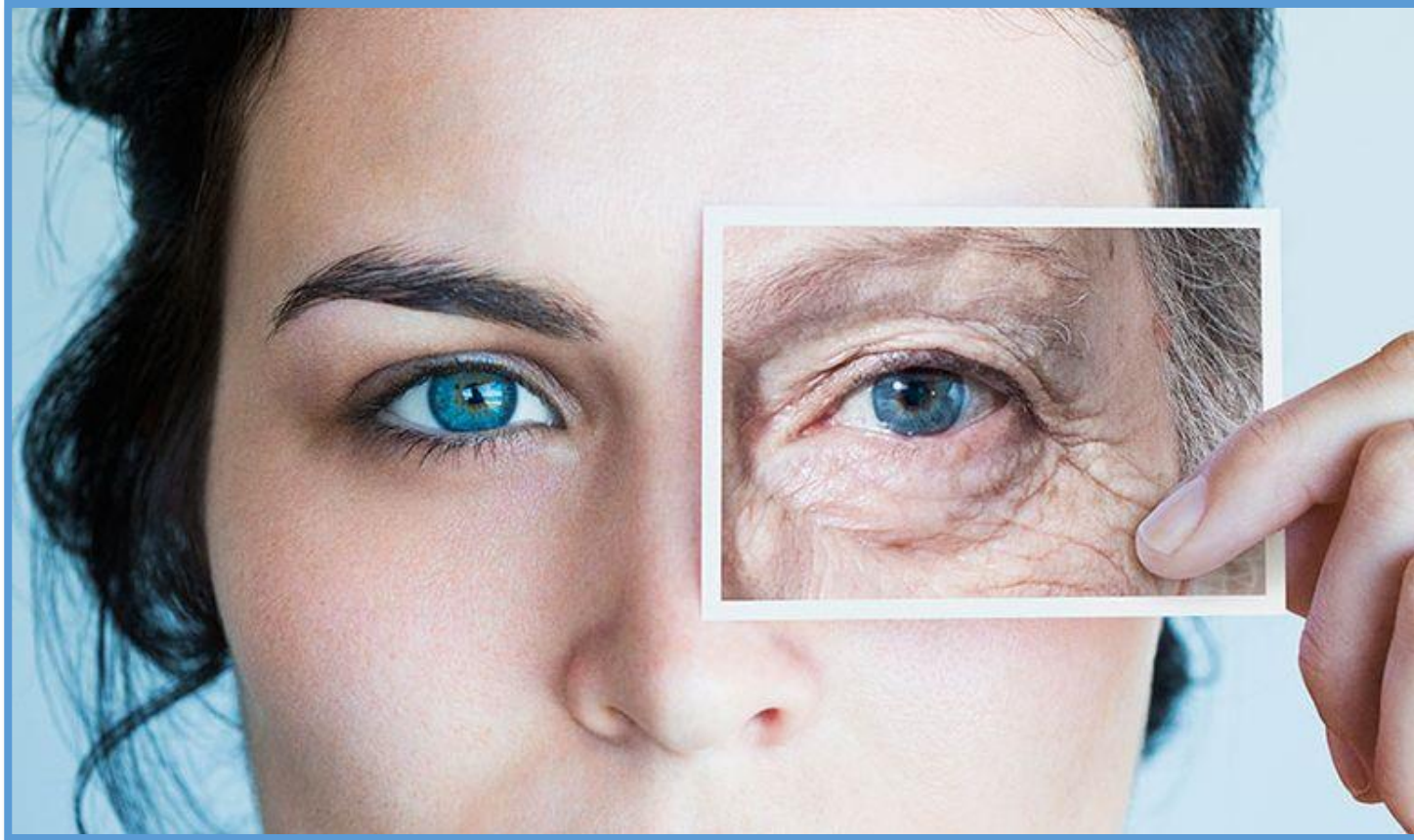


Its better to use the circular motion and massage gently.

Apply lotion after Serum and apply twice a day.

ATOMY ABSOLUTE EYE COMPLEX





**Eyes are the
window to Soul**

Why skin around eye need extra care?

Much thinner
than skin on
face

Very little soft
tissues like fat
or muscle
under eye


Due to lack of
sleep, diet and
stress cause
puffiness

Exposure to
screen and
mobile for long
hours

Skin under eye
doesn't have
many oil glands
and collagen
(Protein)



What Is Eye Cream?



Eye creams are formulated specifically for the delicate skin around the eye, so they tend to be thicker

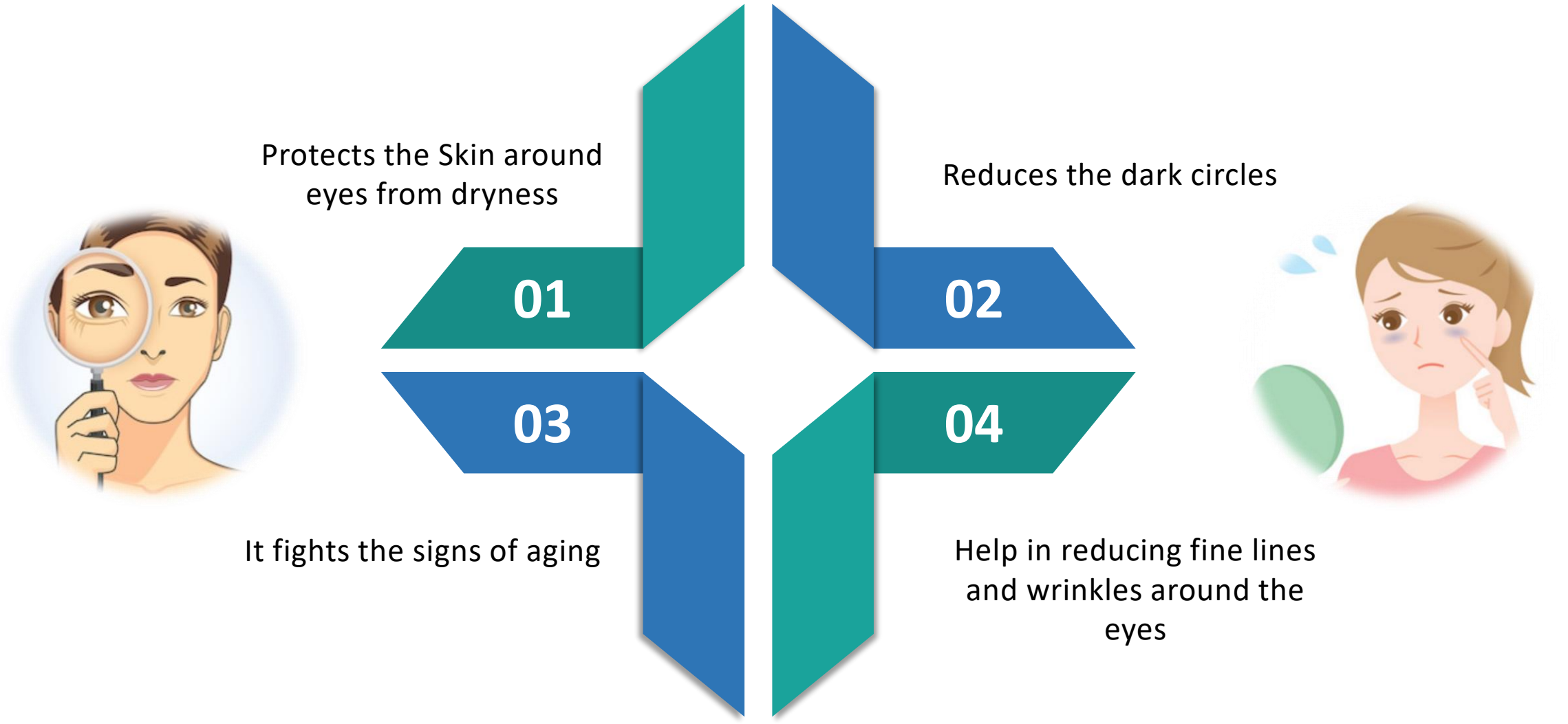


They contain more oil than a regular facial lotion



They have a lot of active ingredients aimed at the problems around the eyes


Why do we need Eye Cream?



Why can't we use moisturizer instead of eye cream?

The skin around the eyes has some concerns that are a little bit different than other areas of the face

Eye creams are formulated to be extra mild since the area around the **eye** is particularly sensitive to irritation



The skin around your **eyes** is thinner and more delicate than the rest of your face

The reason is that the thin skin around the eyes absorbs better than the thicker skin on other areas of the face, and overdoing it in this area with something too strong can cause irritation



How and When to start the use of Eye Cream?

Take the cream on your finger preferable ring finger, as it has lightest force

Pat the cream under your eyes, do not rub it



“You’re aging every day; you should be anti-aging every day”.

Why to use spatula for cream?



Fingers might have germs



Promoting hygiene



If sharing with other members

ATOMY ABSOLUTE NUTRITION CREAM



What does Nutrition Cream do?



01

Prevents signs of aging

02

Improves elasticity

03

Maintains youth Anti-oxidizing

04

Skin texture & skin health improvement

What are the benefits of Nutrition Cream?



Fights with wrinkles



Excessively hydrates the skin



Slows the signs of aging



Adds firmness in skin



Gives even skin tone and enhances the glow



When to use nutrition cream?



Part of Skin care regime



Morning Evening



Before Sunscreen



For giving instant massage to face



How to use nutrition cream?

01.

Take small amount of cream
on your palm



02.

Apply the cream on circular
motion and massage on face



03.

Gently pat the cream on neck
and face with fingers





Why sequence of product application is essential?

Why consistent usage of product is important ?

Thank You!
