


Home Coat's Winner One ReliableX Exterior Emulsion is pure acrylic (100%) based exterior emulsion. The product has good bacterial, UV and excellent water, weather resistance. Proprietary acrylic binder used in the product gives the exterior emulsion excellent hardness in all-weather conditions along with resistance to salty surfaces and good color retention.




 WATER BASED



### Key Features



Brilliant white tone



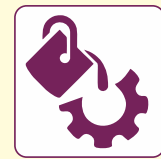
Excellent hiding & coverage



Superior adhesion on normal & moist surfaces



Acid & Alkali Resistance




Excellent Color Development



Glossy finish



Quick Drying



Moderate Dirt Pickup Resistance



Anti-Algae, Anti-Fungal protection



Weather Resistant



### Technical Data

Property	Data
Covering**	120 - 140 sq ft per ltr for per coat
Color / Finish	White / Smooth
Recommended DFT	per coat 15 - 20 microns per coat depending on the condition of surface
Weight/ Ltr	1.21 +/-0.05
PH Value	8 to 9
Thinning	40% by volume with water
Shelf Life	12 months when stored in cool & dry place in original sealed container
Pot Life	Use within 24 hrs
Recommended Method	Reliable Primer :- 1 Coat Reliable Exterior Paint :- 2 Coats

\*\* Actual coverage may vary on factors such as substrate porosity, method of application etc.



### Pack Sizes and Shade Range



Pack Size Availability :- 1 ltr, 4 ltr, 10 ltr, 20 ltr



Shade :- Available in Large Shade Range



## Substrate Suitability

Home Coat's WinnerOne ReliableX Exterior Emulsion is compatible to the following substrates



Asbestos sheets



Concrete



Plaster



## Surface preparation

- Ensure that the substrate to be painted is free of any dirt, dust, oil, grease, any algae / fungal growth or any other type of contamination.
- This can be achieved by vigorous brushing of surface with media like wire, tar brush etc and cleaning with soft water.
- In case of pre-painted surfaces - loose old paint etc. should be thoroughly removed.
- Surfaces showing signs of chalking and flaking should be treated with some suitable sealer etc.



## Direction for use

- Surface imperfections such as holes, dents, fine cracks are to be filled with Crack fillers.
- Freshly plastered surfaces should be allowed to cure completely. For such surfaces, apply 1 coat of Reliable Water Primer by thinning 1 litre of primer with 500 ml of water. Allow the Exterior Primer coat to dry for 4 hours.
- Apply 2 coats by diluting 1 litre of ReliableX Exterior Emulsion with maximum 400 ml of water. A gap of 4-6 hours should be given between 2 coats. Ensure that horizontal surfaces like top of windows, ledges and other horizontal surfaces are painted with an additional third coat for greater protection.



## Touch Ups/Rectification

- Any touch up/ rectification required in the surface should be done with sand cement mortar only and it should be subjected to proper curing.
- For freshly plastered surface, care should be taken for proper curing and sufficient drying time.



## Precautions

- Prior to use, read and follow product specification, MSDS and label information.
- Do not over dilute or over extend the brush
- Stir Well Before Use
- Avoid contact with eyes and skin.
- Use safety equipment like rubber or polythene gloves, safety goggles / glasses and face masks



**HomeCoat OPC Pvt. Ltd.**

📍 **Factory:** A10, Balaji Industrial Estate, Tondre, Talaja MIDC, Panvel 410206

📍 **Reg. Office :** 101, PrabhuKripa, Plt no 10&12, Rd no 13, Sect 19, New Panvel, Raigad 410206

☎ **8260013001** ✉ [connect@homecoat.in](mailto:connect@homecoat.in) 🌐 [www.homecoat.in](http://www.homecoat.in)