


HomeCoat's WinnerOne IMPERIAL Exterior Emulsion is pure acrylic (100%) emulsion that provides a silky appearance and a rich look to your walls. Proprietary acrylic binder used in the product gives the exterior emulsion excellent hardness in all-weather conditions along with resistance to salty surfaces and good color retention. Special additives ensure extended dirt pick-up & enhanced stain removal.




 WATER BASED



Key Features



Brilliant white tone



Excellent hiding & coverage



Superior adhesion on normal & moist surfaces



Acid & Alkali Resistance



Excellent Color Development



Glossy finish



Quick Drying



Excellent Dirt Pickup Resistance



Excellent Anti-Algae, Anti-Fungal protection



Excellent Weather Resistant




Technical Data

Property	Data
Covering**	140-150 sqfts/ltr/coat
Gloss/Sheen Levels	Glossy
Ph	8 to 9
Thinning	40% by volume with water
Drying Time	Dry to touch 30 minutes
Weight/Ltr	1.21 +/-0.05
Shelf Life	Minimum 1 year in original tightly closed containers away from direct sunlight and excessive heat
Pot Life	Use within 24 hrs
Recommended Method	Reliable Primer :- 1 Coat Reliable Exterior Paint :- 2 Coats

** Actual coverage may vary on factors such as substrate porosity, method of application etc.



Pack Sizes and Shade Range

 Pack Size Availability :- 1 ltr, 4 ltr, 10 ltr, 20 ltr



Substrate Suitability

WinnerOne IMPERIAL Emulsion can be applied on vast range of exterior surfaces. The correction procedure of application is as follows, to get best results.



Asbestos sheets



Concrete



Plaster



Surface preparation

- Ensure that the substrate to be painted is free of any dirt, dust, oil, grease, any algae / fungal growth or any other type of contamination.
- This can be achieved by vigorous brushing of surface with media like wire, tar brush etc and cleaning with soft water.
- In case of pre-painted surfaces - loose old paint etc. should be thoroughly removed.
- Surfaces showing signs of chalking and flaking should be treated with some suitable sealer etc.



Direction for use

- Surface imperfections such as holes, dents, fine cracks are to be filled with Crack fillers.
- Freshly plastered surfaces should be allowed to cure completely. For such surfaces, apply 1 coat of Reliable Water Primer by thinning 1 litre of primer with 500 ml of water. Allow the Exterior Primer coat to dry for 4 hours.
- Apply 2 coats by diluting 1 litre of Imperial Exterior Emulsion with maximum 400 ml of water. A gap of 4-6 hours should be given between 2 coats. Ensure that horizontal surfaces like top of windows, ledges and other horizontal surfaces are painted with an additional coat for greater protection.



Precautions

- Prior to use, read and follow product specification, MSDS and label information.
- Do not over dilute or over extend the brush
- Stir Well Before Use
- Avoid contact with eyes and skin.
- Use safety equipment like rubber or polythene gloves, safety goggles / glasses and face masks



HomeCoat OPC Pvt. Ltd.

- 📍 **Factory:** A10, Balaji Industrial Estate, Tondre, Talaja MIDC, Panvel 410206
- 📍 **Reg. Office :** 101, PrabhuKripa, Plt no 10&12, Rd no 13, Sect 19, New Panvel, Raigad 410206
- ☎ **8260013001** 📧 connect@homecoat.in 🌐 www.homecoat.in