


WinnerOne

Comfort Exterior Emulsion

HomeCoat Comfort Interior Emulsion is economy range exterior emulsion. It is value for money product to have beautiful walls at affordable price. Proprietary acrylic binder used in the product gives the comfort exterior emulsion excellent hardness in all-weather conditions along with resistance to salty surfaces and good color retention.




 WATER BASED



Key Features



Brilliant white tone



Excellent hiding & coverage



Superior adhesion on normal & moist surfaces



Acid & Alkali Resistance



Excellent Color Development



Matt finish



Quick Drying



Moderate Dirt Pickup Resistance



Anti-Algae, Anti-Fungal protection



Weather Resistant




Technical Data


Property	Data
Covering**	170 - 200 sq ft per ltr for per coat
Color / Finish	White / Smooth
Recommended DFT per coat	15 - 20 microns per coat depending on the condition of surface
Weight/ Ltr	1.4+/-0.05
PH Value	8 to 9
Thinning	40% by volume with water
Shelf Life	12 months when stored in cool & dry place in original sealed container
Pot Life Use	within 24 hrs
Recommended Method	Comfort Primer :- 1 Coat Comfort Exterior Paint :- 2 Coats

** Actual coverage may vary on factors such as substrate porosity, method of application etc.



Pack Sizes and Shade Range

 Pack Size Availability :- 1 ltr, 4 ltr, 10 ltr, 20 ltr

 Shade :- Available in Large Shade Range



Substrate Suitability

Home Coat's WinnerOne Reliable Distemper is compatible to the following substrates



Asbestos sheets



Concrete



Plaster

Surfaces showing signs of chalking and flaking should be treated with some suitable sealer etc.



Surface preparation

- Ensure that the substrate to be painted is free of any dirt, dust, oil, grease, any algae / fungal growth or any other type of contamination.
- This can be achieved by vigorous brushing of surface with media like wire, tar brush etc and cleaning with soft water.
- In case of pre painted surfaces - loose old paint etc should be thoroughly removed.



Direction for use

- Surface imperfections such as holes, dents, fine cracks are to be filled with Crack fillers.
- Freshly plastered surfaces should be allowed to cure completely. For such surfaces, apply 1 coat of Comfort Primer by thinning 1 litre of primer with 500 ml of water. Allow the Exterior Primer coat to dry for 4 hours.
- Apply 2 coats by diluting 1 litre of Comfort Exterior Emulsion with maximum 400 ml of water. A gap of 4-6 hours should be given between two coats. Ensure that horizontal surfaces like top of windows, ledges and other horizontal surfaces are painted with an additional coat for greater protection.



Precautions

- Ensure that the surface to be painted is free from any loose paint, dust or grease.
- Any previous growth of fungus, algae or moss needs to be removed thoroughly by vigorous wire brushing and cleaning with water.
- On fungus affected areas apply a coat of 'Bio Wash' solution.
- Allow it to dry for 4-6 hours and then wash with water.



HomeCoat OPC Pvt. Ltd.

📍 **Factory:** A10, Balaji Industrial Estate, Tondre, Talaja MIDC, Panvel 410206

📍 **Reg. Office :** 101, PrabhuKripa, Plt no 10&12, Rd no 13, Sect 19, New Panvel, Raigad 410206

☎ **8260013001** 📧 connect@homecoat.in 🌐 www.homecoat.in