



HomeCoat
Trusted quality, Superior paints

WinnerOne

Reliable Water Proof Smart Primer

HomeCoat's WinnerOne Water Proof Smart Primer is an elastomeric waterproofing coating with PP fiber reinforced. Proprietary acrylic binder used in the product gives the waterproof smart primer excellent elasticity & crack bridging in all-weather conditions along with resistance to moist & salty surfaces. Upon curing, smart primer forms a thick, seamless, durable membrane thus offering ultimate waterproofing.



WATER BASED



Key Features



Superior adhesion on normal & moist surfaces



Improved durability & life




Anti-Algae, Anti-Fungal protection



Acid & Alkali Resistance



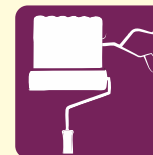
Excellent water & UV resistance



Excellent hiding & coverage



High penetration power & retains a strong grip on the wall surface



Excellent Crack Bridging ability



Technical Data

Property	Data
Covering**	45 sq-ft per ltr for per coat
Colour / Finish	White / Smooth
Recommended DFT	15 - 30 microns per coat depending on the condition of surface
Weight/Ltr	1.22+/-0.05
PH	8 to 9
Thinning	0%
Shelf Life	12 months when stored in cool & dry place in original sealed container
Top Coat	Compatible to all the existing acrylic top coating systems
Pot Life	Use within 24 hrs
Recommended Method	Smart Primer (30% dilution) : 1 Coat Smart Primer (undiluted) : 1 Coat (Vertical Surface) Smart Primer (undiluted) : 2 Coat (Horizontal Surface)

**Actual coverage may vary on factors such as substrate porosity, method of application etc.



Pack Sizes and Shade Range

Pack Size Availability :- 1 ltr, 4 ltr, 10 ltr, 20 ltr

Shade :- White



Substrate Suitability

Home Coat's WinnerOne Water Proof Smart Primer is compatible to the following substrates



Asbestos sheets



Concrete



Plaster



Surface preparation

- Ensure that the substrate is free of any dirt, dust, oil, grease, any algae / fungal growth or any other type of contamination.
- This can be achieved by vigorous brushing of surface with media like wire, tar brush etc and cleaning with soft water.
- Small cracks upto 3mm or less should be opened, cleaned and filled with crack filler. Bigger cracks, damaged portions and hollow areas must be repaired.




Direction for use

To get best results, the application procedure plays an important role.

Vertical surface (Building Walls)

- Apply WinnerOne WaterPruff Smart Primer (3:1 dilution ratio) on the application surface using roller.
- Let the surface dry for 6 hrs.
- Apply WinnerOne WaterPruff Smart Primer (Zero dilution) on the application surface using roller.
- Let the surface dry for 6 hrs.
- Apply two coats of approved HomeCoat Topcoat on the surface.



Horizontal Surface (Terrace, Chajjas)

- An additional coat of water proof smart paint required with the existing procedure



Precautions

- Prior to use, read and follow product specification, MSDS and label information.
- Do not over dilute or over extend the brush
- Stir Well Before Use
- Avoid contact with eyes and skin.
- Use safety equipment like rubber or polythene gloves, safety goggles / glasses and face masks



HomeCoat OPC Pvt. Ltd.

📍 **Factory:** A10, Balaji Industrial Estate, Tondre, Talaja MIDC, Panvel 410206

📍 **Reg. Office :** 101, PrabhuKripa, Plt no 10&12, Rd no 13, Sect 19, New Panvel, Raigad 410206

☎ **8260013001** ✉ connect@homecoat.in 🌐 www.homecoat.in