

VISUALSCOPY PRIME

The Best

Endoscopy

Reporting Software

www.visualscopy.com



Powered By:

SOFTWARE INDIA TECHNOLOGIES®

Building Solutions For Doctors

What is Visualscopy Prime?

Visualscopy Prime is the leading-edge medical imaging and reporting software packed with various innovative features. It can manage patient data along with the reporting of Endoscopy, Ultrasound, Bronchoscopy, ENT, Gynecology, and many other medical procedures.

Simple, Secure, and advanced software designed especially for medical professionals.

Features



Simple and elegant UI



Patient Record Management



Image Capturing



Video Recording



Smart Reporting



PDF Exporting of Patient Reports



Editable Report Templates



Customizable Report Layouts



Create Doctor Profiles



Referral Doctor Management



Automatic Data Backup



Robust and Secure



Seamless integration with external video source



VisualScopy Prime, a software that every endoscopy expert needs.

Be you are an endoscopy specialist or a surgeon, if you examine the patient with any medical imaging device, VisualScopy Prime is for you only.

With the advent of VisualScopy Prime, you can show your patients the actual status of the disease. It enables you to capture images and record the complete procedure. You can also create a diagnostic report for further treatment.

VisualScopy Prime will streamline your endoscopy reporting workflow to escalate productivity and enhance patient care.

Create Professional diagnostic Reports in seconds!



Register Patient

Fill a simple form and save patient details.



Capture Images

Capture the images of patient procedure.



Create Report

Select Images, edit indications and annotations.



Finish

Save, Print or Make PDF of the report.

Connection Diagram




Creating Patient Endoscopy Reports

Thousands of doctors are preparing reports with VisualScopy Prime.
Get Start and Go Smart with VisualScopy Prime.

BRONCHOSCOPY CENTRE

543, Near Neem Ki Mathya, Bankhara, Bareilly,
Uttar Pradesh-243003
Mob. +91-9219408600 Email: brajonline@gmail.com Website: www.visualscopy.com


Patient Name: Mr. Test Age/Gender: 25/Male Date: 13/12/2021
Referred By: Dr. John Doe Unit No.: 023



ROUTE OF BRONCHOSCOPY : NASAL
NOSTRIL : NORMAL
PHARYNX :
 NASOPHARYNX : NORMAL
 OROPHARYNX : NORMAL
 HYPOPHARYNX : NORMAL

TONSILS : NORMAL
EPIGLOTTIS : NORMAL
VOCAL CORDS : NORMAL
PYRIFORM SINUS : NORMAL
TRACHEA : NORMAL
CARINA : THICK, BLUNTED& DEVIATED TO LL. SIDE
IMPRESSION :
ADVICE :

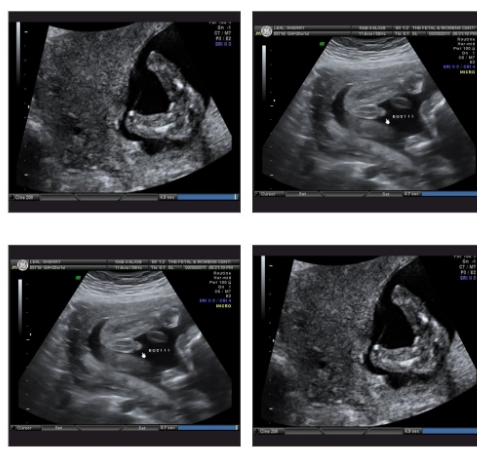
Dr. John Doe
MBBS
ENT




ULTRASOUND CENTRE

543, Near Neem Ki Mathya, Bankhara, Bareilly,
Uttar Pradesh-243003
Mob. +91-9219408600 Email: brajonline@gmail.com Website: www.visualscopy.com

Patient Name: Mr. Test Age/Gender: 25/Male Date: 13/12/2021
Referred By: Dr. John Doe Unit No.: 023



Dr. John Doe
MBBS
ENT



ENT HOSPITAL

543, Near Neem Ki Mathya, Bankhara, Bareilly,
Uttar Pradesh-243003
Mob. +91-9219408600 Email: brajonline@gmail.com Website: www.visualscopy.com

Patient Name: Mr. Test Age/Gender: 25/Male Date: 13/12/2021
Referred By: Dr. John Doe Unit No.: 023


MEDICATIONS : Topical xylocaine (4%).

PROCEDURE : Diagnostic NASAL Endoscopy.

INSTRUMENT : 0 degree Heinke sass wolfe germany .

Rt Nasal cavity :
1st Pass : Septum
 Inferior turbinate
2nd Pass : Septum
 Inferior turbinate

Nasopharynx :
Ear examination :
Throat examination :
Impression :
Advice :



Dr. John Doe
MBBS
ENT

Report generated by VisualScopy Prime. Visit www.visualscopy.com



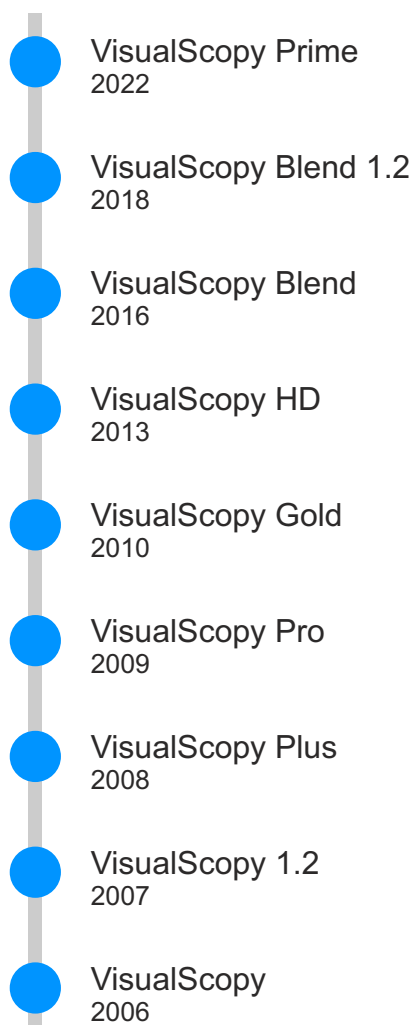
About

VisualScopy is a renowned brand since 2006 among the endoscopy specialists in the healthcare industry. In more than 16 years, We have crafted and polished our products at every step and made their best version for you. We have great experience and expertise in creating medical imaging software and devices with cutting-edge technologies. Our focus is to develop solutions that meet the growing requirements of the medical image and video processing in healthcare industry.

We aim to provide ultra-modern solutions empowered with the latest technologies that give 100% satisfaction to our customers.

VisualScopy is the product of Software India Technologies® (ISO certified)

Journey of VisualScopy



CONTACT US



+91 92197-03652
+91 92194-08600



sales@visualscopy.com
support@visualscopy.com



543, Near Neem ki Mathiya Bankhana, Bareilly
Uttar Pradesh-243003. India.

