


Continuous sheet Roller Door




Rollerdoor at tuas factory, singapore

Features :

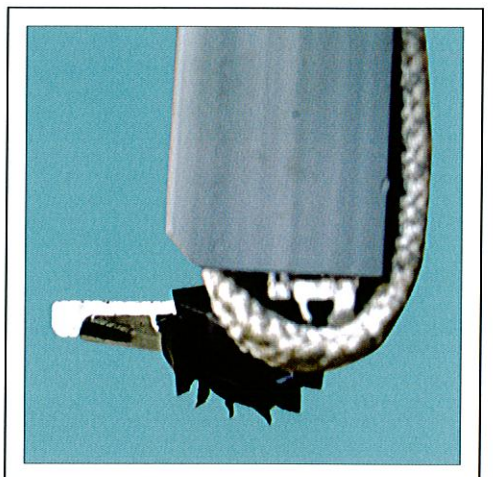
- Continuous pressed sheet design
- Covers larger opening at lower cost
- Up to 6m width in single panel
- Manual and Electrical operated designs
- Counter balanced spring system
- Easy lifting / closing operation
- Greaseless guide rails with Nylonfelt edges
- Silent operation
- Advance tubular drum instead of Heavier shutter box
- Advance 24V DC concealed motor
- Free remote controls
- Zinalume / Colourbond steel designs



24V DC motor



Curtain with Nylon belt



Bottom bar & weather seal

Specification

Technical Specifications of Continuous Sheet Roller Door

Slats: Ferco Series B

Shutter curtain is made of 0.5mm thick Zinalume / Colorbond Zinalume steel sheets. They are formed on a single sheet to form a continuous curtain. Seamless Nylon belts are fixed on both ends of the slats, to prevent metal to metal contact and achieve noiseless & grease less operation.

Shutter Drum:

Drum assembly shall consist of circular tube mounted with high torsion counter balance spring assembly placed between pressed steel circular discs. Shutter drum is fully wrapped around by the curtain and is secured on to the drum assembly.

Guide rails:

100mm wide by 39mm deep box type guide is fabricated from 1.5mm thick folded galvanized steel profiles. All fixing bolts shall be fully concealed.

Bottom bar:

Made of 'L' shaped extruded aluminium section with PVC weather seals fitted on the bottom. Top end is secured to the curtain.

Motor:

24V DC, high performance motors with nylon speed reduction gears is mounted at the end of drum assembly. Motor comes with Auto to manual release lever, which can be operated from floor level by using a hand pull.

Motor shall come with a built in safety edge, which would stop & reverse, when the downward motion of the curtain is obstructed. Input power supply is, Single phase, 230V, 50Hz, 13A.

Shutter Control:

Control panel with single Open / Close button is provided for the interior use. When the shutter is in operation, Courtesy light is illuminated. Apart from the control panel, 2 nos. of remote control is provided for external operation.

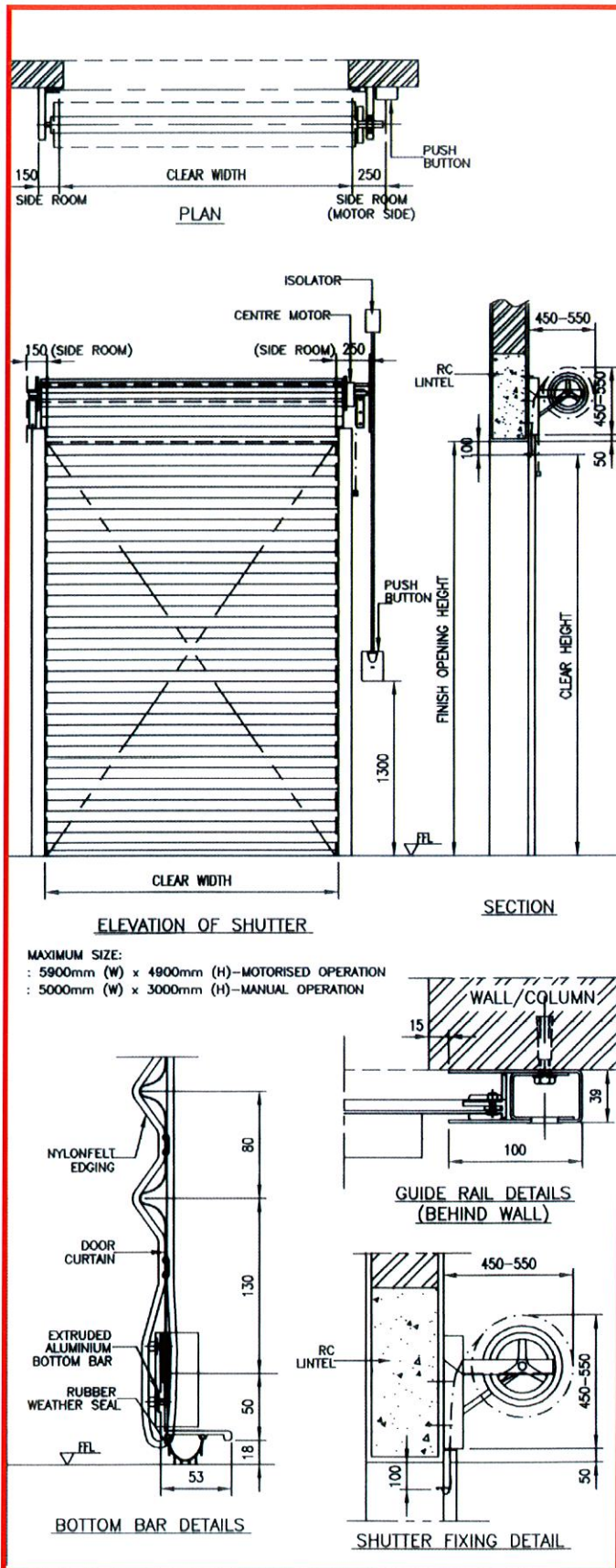
Max Size:

Manual: 5000mm W x 3000mm H (Single Panel)

Electrical: 5900mm W x 4900mm H (Single Panel)

Optional Items:

- Planetary Gearing System for Faster Manual Operation:
Manually operated continuous sheet roller doors with opening height more than 3m can be fitted with nylon planetary gearing facility, with endless hand chain for faster and effortless manual operation from ground level.
- Manually Push-Up Operation:
Manually operated continuous sheet roller doors is pushed - up (or) pulled down for manual operation with the help of Push / Pull handle.
- Box Cover with Steel Frames.



24-Hours Service & Maintenance Available!
90017059

SICCI - DBS
 Singapore Indian Entrepreneur Awards 2004, Runner Up (Medium Category)



FERCO SHUTTERS PTE LTD

120 Hillview Avenue, #04-04 Kewalram Hillview, Singapore 669594

Tel : (65) 67608383 Fax : (65) 67607503.

Email : fercoshutters@pacific.net.sg

www.fercoshutters.com

Your Door and Smoke Control Specialist

We reserve the rights to upgrade any specifications without prior notice.