




AWANI AEROSOL PVT. LTD

SPRAY PAINT


**Spray Paint
Colour Card**




Normal Colour



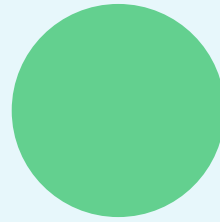
A01
BLACK MATT




A02
YELLOW




A03
GREEN



A04
LIGHT GREEN




A05
GREY




A06
RED



A07
BLUE




A08
MAGENTA



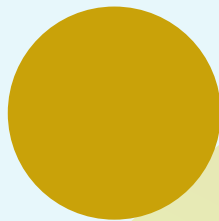
A09
BLACK SHINE




A10
WHITE




A11
ORANGE




A12
GOLDEN YELLOW



A13
MEDIUM YELLOW




A14
METAL ALLOY




A15
SKY BLUE



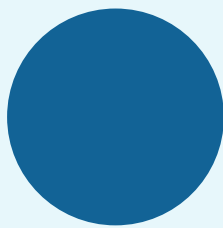
Normal Colour




**A16
PHIROZA**




**A17
OXFORD BULE**




**A18
FORD BULE**




**A19
VIOLET**




**A20
TURQUISE**




**APPLE GREEN
A21**




**BROWN
A22**




**MAROON
A23**




**CHERRY
A24**




**BABY PINK
A25**




**ROSE
A26**



**LIGHT GREY
A27**

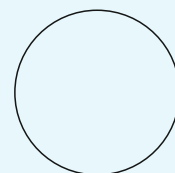


**MEDIUM GREY
A28**

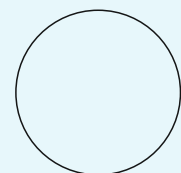


**SILVER
A29**

Metallic Colour



**A30
CHROME**



**A31
GOLDEN**

AWANI AEROSOL PVT. LTD.

SPRAY PAINT

Description of the Awani Aerosol Spray Paint

- General Purpose, Decorative And Craft, Rust Prevention
- High Gloss
- All Colors Available - Black / White / Silver / Red/ Blue/green / Parot Green
Chrome / Florocent /yellow / Cream White
- Spray Paint | Diy, Quick Drying With Gloss Finish For Metal, Wood, And Walls

Features and characteristics of the Awani Aerosol Spray Paint

- Very strong masking power
- Quick drying
- Resistant to All and weathering
- Long-lasting adhesion
- Abrasion resistant
- Easy to apply using our Awani Aerosol accessories

Applications of the Awani Aerosol Spray Paint

- Asphalt
- Stone
- Dots
- Metal
- Fencing
- Write

Product references

- Very high covering ability
- Long lasting adhesion
- Wear resistant
- To use in Awani Aerosol accessories
- Fast drying

Instructions for use

Before use, carefully read the directions on the packaging and act accordingly.

The surface should be clean, dry and free of grease. The aerosol can should be at room temperature
Ideal processing temperature 15 to 25°C. Shake the aerosol can well for 2 minutes before use and spray a sample
Apply the marker spray in the desired width. The aerosol can works in 180° / can be used upside down
After use, clean the valve (turn aerosol upside down and press the nozzle for approximately 5 seconds).



Factory:- Village Ranhola Near HP
Godawn Najafgarh, New Delhi-110041

Office:- CB-87 Ring Road, Naraina
New Delhi-110028

☎ 9311546856, 7011416167

🌐 awaniaerosol@gmail.com

