


# TABLETOP LOADCELL - MODEL - CZL-601

## CZL 601 GreenLable Load Cell



Model CZL 601 (Table Top- Greenlable) is strain gauge based LoadCell constructed from Aluminum Alloy for high Accuracy. It is mainly used in check weighing. Suitable for Pan size upto 250mm X 350mm.

### Features

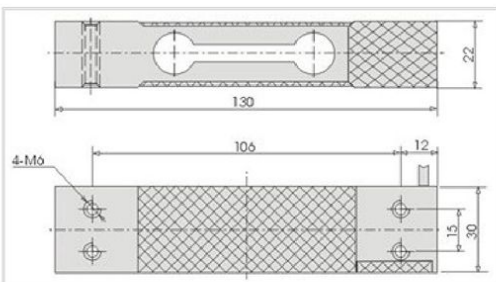

- ◆ Aluminum-alloy, Colourless anodized, Hermetically sealed with glue to IP65.
- ◆ Supports Pan size upto 250mm X 350mm
- ◆ Easy to mounting
- ◆ High Accuracy
- ◆ Dimensions - 130x22x30 mm (Thread Hole : 4-M6)

### Application

- ◆ Mainly Used for Table Top Machines
- ◆ Bench Scale
- ◆ Price Computing Scale
- ◆ Retail Scales Electronic Counting Scales
- ◆ Check Weighing Scales etc

### Standard Capacities (Kg.)

3, 6, 10, 20, 40, 45, 80



### Standard Specification :

Nominal Output	2.0 ± 0.1 mV/V (mili Volt per Volt)
Precision	C2 / C3 (0.017% & 0.02% FSO comprehensive error)
Excitation Voltage	9 VDC - Maximum 12 VDC
Platter Size	250mm x 350mm
Safe Load	120% of Rated Capacity
Ultimate Load	150% of Rated Capacity
Non Linearity	<±0.03% of FSO (Full Scale Output)
Creep (30 minutes)	<±0.025% of FSO
Zero Balance	<±1% of FSO
Input Resistance	400 ± 10 ohms
Output Resistance	350 ± 5 ohms
Insulation resistance	Above 5000 Mega ohms
Temp. Compensation	-10°C to +40°C
Temp. Effect on zero & span	< 0.03% FSO/10°C
Material	Alluminium alloy, Colourless anodized
Cable	4mm, 0.42 mts