

PRODUCT SPECIFICATION		
Product Model	AS100C	AS100A
Therapy Modes	CPAP	CPAP, AUTO CPAP
Pressure Range (cmH ₂ O)	4-20	4-20
Ramp Time (min.)	0-60	0-60
Expiratory pressure release (Elex)	1-7 level	1-7 level
Identification of Central Apnea	Yes	Yes
AS-Dry Drying Technology	Yes	Yes
Auto On/Off	Yes	Yes
Leakage Compensation	Yes	Yes
Manual Pressure Titration	Yes	Yes
Therapy Data Storage	Yes, SD card	
Humidifier	Heated humidification system, 5 levels adjustable.	
HEPA Filter	PM2.5 Capturing (optional)	
Alarms	Power down, Leakage	
Screen Size	3.5 Inches color touchscreen	
Adapter	AC input : 100-240V, DC output: 24V	



CONSIDERATE OPERATION INTERFACE

3.5 Inch color touchscreen provides user with extremely clear and fast operation experience as well as complete information presentation.



Hitwin Healthcare Private Limited
 7/10, Jaganathan Nagar, II Main Road
 Arumbakkam, Chennai, Tamilnadu – 600106
 Phone: +91 44 4684 5555 / +91 93822 66778
 Email: sales@hitwinhealthcare.com
 Web: www.hitwinhealthcare.com

AS SERIES

Continuous Positive Airway Pressure Machine
DELICATE INNER CORE, FOR QUIET AND ACCURATE CARE.

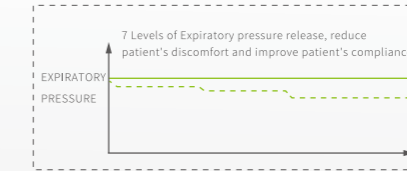




AS-ELex Expiratory Pressure

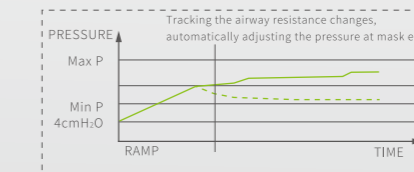
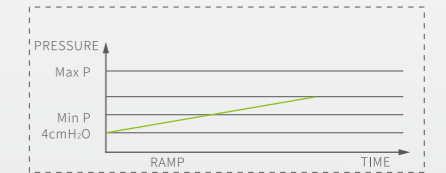
Release

The patented flow tracking algorithm is adopted to reduce the output pressure of the CPAP/AutoCPAP by detecting user's expiratory movement and following the exhalation effort, which can greatly reduce the expiration resistance of the user and make the exhalation process more smoothly.



Ramp Time

The time takes from initial pressure up-rising to the treatment pressure. In the two stages of just falling asleep and deep sleep, patients need different treatment pressures due to different levels of airway obstruction. This function offers patients the most suitable treatment pressures in these two stages and can effectively prevent airway collapse.



Intelligent Pressure Adjustment

AS100A can intelligently adjust treatment pressure according to the airway resistance change of patients with different body positions and different sleep stages to prevent the occurrence of apnea.

More than 20 years of technology
 Accumulation in Respiratory Field
 Professional escort for your sleep-breathing.

Suitable for:
 Snore, Obstructive Sleep Apnea Syndrome.

Manual Pressure Titration

Coordinate with the PSG monitor by doctors at sleep center, the clinical pressure titration can be successfully completed.




Intelligent Drying Technology

After each use, AS-Dry technology will automatically dry the tubing and the mask to prevent bacterias growing in moist environment so as to protect your health.



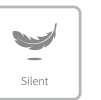
Mask Testing

Promptly correct the leakage from mask-wearing and ensure the comfortability in ventilation.



Silent

Applying the research results of fluid mechanics, the noise for whole system is as low as 28dB, one can enjoy a quiet and comfortable sleep all night.



Automatic Adjustment Intelligent + Comfortable

According to airway resistance, compliance and each breathing airflow change of the patient, combined with ventilation history records, the treatment pressure is intelligently adjusted, so as to achieve precise and comfortable treatment experience.



Portable

The entire machine is less than 1.3kg, the main device and humidifier can be quickly detached, easy for home use and travel.



Recognition of Central Sleep Apnea Events

Accurately identify Central Apnea and Obstructive Apnea, effectively avoid ventilation discomfort caused by high pressure.

