


Lasting Values



Compressed Air Dryers (Heatless)



DP Series

- Extensive Mimic display
- Energy saving purge economiser
- Filters Autodrain Valves are integral
- 45 Sales & Service outlets across the Nation

NQA
ISO 9001 : 2000

Highlights

Purge Economiser : By setting a switch in the controller at a percentage of maximum flow, the controller will close the purge valve when sufficient purge air has been used. This reduces purge loss according to air usage. The purge loss, which is 14% normally reduces to as low as 5.6%.

No pressure spike : During changeovers ensures long desiccant life.

Pre/Oil Filters are fitted with Automatic Drain Valve as an integral part of the Dryer, and not as an accessory.

Selection Example

Requirement :

Flow Volume : 175 cfm
 Working Pressure : 6 Kg / cm²
 Inlet air Temperature : 45°C
 Referring the Graphs : Factor (T) = 0.9
 Factor (P) = 0.88

Dryer capacity required :

$$\frac{\text{Flow volume}}{\text{Factor (T)} \times \text{Factor (P)}} = \frac{175}{0.9 \times 0.88} = 220.9 \text{ cfm}$$

Choose the nearest higher model i.e, Model DP 384

Specification

Model	Inlet Flow cfm	End Connection	Dimensions (mm)			Weight Kg
			Height	Width	Depth	
DP - 72	43	½" BSP	1680	650	600	195
DP - 96	57	1" BSP	1855	650	600	230
DP - 192	114	1" BSP	2000	750	650	380
DP - 288	172	1" BSP	2050	750	650	440
DP - 384	229	1½" BSP	2100	750	650	550
DP - 480	286	2" NB	1640	1200	1300	620
DP - 576	343	2" NB	1975	1200	1300	700
DP - 768	458	2" NB	1860	1200	1300	850
DP - 960	572	2½" NB	2200	1200	1300	950
DP - 1440	860	3" NB	1925	1500	1500	1265
DP - 1920	1144	3" NB	2350	1500	1500	1575

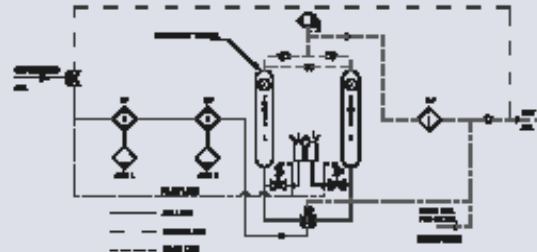
- Operating voltage - 230V AC 50 Hz IPH.
- For any other capacity contact factory.
- Specifications are subject to change without notification.

Principle of Operation

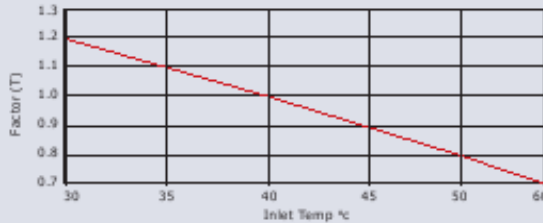
Pre-filtration : The moisture laden compressed air passes through the pre filter, here moisture load is reduced through coalescence. Condensation is removed through the drain valve ADV1. At the oil filter oil vapours are removed completely, small level of water condensation is purged through the valve ADV2. Compressed air is then passed through a 3-way valve into the Tower.

Drying : (Please refer figure) The Towers are filled with Activated Alumina as desiccant (Molecular sieve available as option). When air passes through Tower 1 which consists of "DRY" Desiccant, it gets completely dried, and passes through check valve and after filter. At the after filter, Desiccant fines are removed. Therefore dry compressed air passes out at the outlet.

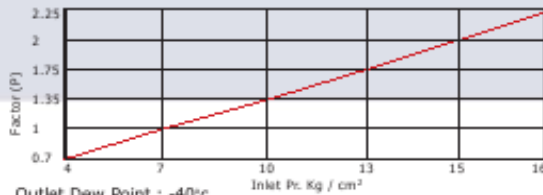
Regeneration : (Please refer figure) Regeneration takes place in 2 stages a) De-pressurisation b) By passing Dry air. Tower II consists of fully moist desiccant at pressure. This is suddenly De-pressurised by opening the purge valve. Water molecules seep out of the desiccant and appear on the surface. "Super Dry" purge air passes through the Regeneration "Nozzle" and the desiccant bed thereby completely carrying away the water molecules. Tower II gets regenerated and is ready for the next drying cycle.



Inlet Temperature Correction Factor



Inlet Pressure Correction Factor



Outlet Dew Point : -40°C

Our other range of products

- Level Sensing Auto Drain Valve
- Desiccant Dryer (Heatless)
- Blower Reactivated Dryer
- Submicron Filter
- Moisture Separator
- Air / Water Cooled After Cooler
- Air Receiver

