


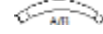





BRAKE LININGS







S.NO	BFMC	WVA NO.	APPLICATION	IDL 	WIDTH 	THICKNESS 	IR 	HOLE 	RIVETS 
1	SJ/26/1	19892	SAE, SAF	200	159.6	18.5	355	10	8x18
2	SJ/27/1	19893	SAE, SAF	200	168	18.6	355	10	8x18
3	AX/14/6	19896	Foden, Ikarus, Mercedes-Benz,	177.8	196.2	18.6	419	14	10-8
4	BC/36/1	19032	MERCEDES BENZ	204	180	17.8/11.0	205	10	8 X 20
5	BC/37/1	19094	KASSBOHRER / MERRIWORT TRAILERS	204	200	17.8/11.0	205	10	8 X 20
6	BC/80	19574	Peitz Axle,Cardi Axle,BPW Axle	162	200	17.5/10.6	146	8	8x18
7	BC/97/1	19033	Bergische Achsen (B.P.W)	195.1	177.8	21.6/11.0	205	10	8x20
8	BC/98/1	19032	Styler,B.P.W Axle,Cardi, Warstein	205	180	17.4,10.7	205	10	8x20
9	DF/20/1	19150	D.A.F	211	152	18.51 / 9.4	203	10	L9
10	DF/21/1	19151	D.A.F	218	152	18.6/14.01	203	10	L9
11	DF/34/1	19900	DAF	193	150	19.2/16.9	203	8	L-10
12	DF/35/1	19901	DAF	195	150	18.6/12.9	203	8	L-10
13	FU/4/1	19370	BODEN TRAILAR	189	219	18.2/14.3	203	12	L10
14	FU/5/1	19369	BODEN TRAILAR	194	219	18.1/9.6	203	12	L10
15	IL/66/1	19036	BODEN, CARRIMORE, FRUEHAUE11 90R-02B01229/2701	189	178	18.2/14.3	203	12	10X10
16	IL/67/1	19037	FREMCO, HANDS, HIGHWAY, YORK	194	178	18.1/9.6	203	12	10X10
17	M.I.T.Canter		M.I.T.Canter	323	74.5	18.5	152	12	8x15
18	MB/48/2	17059	MerCEDES BENZ,Bussing,Tata	212	100	10	194	8	
19	MB/51/1	19160	MERCEDES BENZ	187	170	15	205	8	8 X 20
20	MB/60/1	17276	MERCEDES BENZ	177	140	15	200	8	8x20
21	MB/67	19297	MERCEDES BENZ	210	100	15	194	8	8x15
22	MB-162517 IG			323	74.5	10	152	12	
23	MB-162517			323	74.5	8	152	UD	

BRAKE LINING SERIES
NON-ASBESTOS

S.NO	BFMC	WVA NO.	APPLICATION	IDL 	WIDTH 	THICKNESS 	IR 	HOLE 	RIVETS 
24	MB-162517			323	74.5	10	152	UD	
25	MB-162517			323	74.5	8	152	12	
26	MF/515/F			186	152.5	15	194	12	
27	MF/515/R			198	117	15	194	10	
28	MP/30/1	17683	M.A.N., MERCEDES BENZ	178	140	17.3/12.1	200	8	8 X 18
29	MP/31/1	19486	M.A.N., MERCEDES BENZ	178	160	17.3/12.1	200	8	8 X 18
30	MP/32/1	19487	M.A.N., MERCEDES BENZ	178	180	17.3/12.1	200	8	8 X 18
31	MP/36/1	19488	M.A.N., MERCEDES BENZ	178	220	17.3/12.1	200	8	8 X 18
32	NN/40/1	19931	NISSAN UD	235	178	19	200	6	L-9
33	NN/41/1	19814	NISSAN UD	214	180	18	205	14	L-9
34	NN/CB/31/R		NISSAN UD	198	151	15	194	14	L-9
35	NN/CB/31F		NISSAN UD	198	220	14	194	15	L-9
36	RN/100/1	19934	R.V.I (f)	187	150	18.5	189	8	8 X 18
37	RN/101/1	19935	RENAULT, R.V.I	185.4	175	18.5	187	8	8 X 18
38	RN/104/1	19187	RENAULT, R.V.I	184.3	220	18.5	189	8	8x18
39	RW/28/1	19556	IVECO, R.O.R, (MERITOR) AXLE ROCK WELL	197	180	20.9 / 13.75	205	12	8x15
40	RW/29/1	19554	E.R.F, IVECO, R.O.R, (MERITOR) AXL WELL	197	200	21.2 / 12.5	205	12	8x15
41	RW/34/1	19030	R.O.R. (MERITOR)	189	178	22.4 / 18.1	209	12	L-9
42	RW/35/1	19033	R.O.R. (MERITOR)	194	178	21.8 / 13.3	209	12	L-9
43	SJ/28/1	19283	SAUER / SAF	188.9	178	20.3/16.6	209	8	8x20
44	SJ/29/1	19284	SAUER / SAF	194.4	178	20.2 / 11.6	209	8	8x20
45	SJ/30/1	19477	SAUER / SAF	188.9	203	20.3 / 16.6	209	8	8x20
46	SJ/31/1	19478	SAUER / SAF	194.4	203	20.2 / 11.6	209	8	8x20







BRAKE LINING SERIES

NON-ASBESTOS

S.NO	BFMC	WVA NO.	APPLICATION	IDL 	WIDTH 	THICKNESS 	IR 	HOLE 	RIVETS 
47	SV/26/1	17161	SCANIA	213	127	19	213	8	L-12
48	SV/27/1	19393	SCANIA	193	203	19	187	12	L12
49	SV/41/1	19932	SCANIA	235	203	19	187	16	L12
50	SV/42	19933	Scania	235	254	19	187	16	L-12
51	SV/8/1	19075	SCANIA	192.6	178	19	213	12	L-12
52	SY/23/1	19245	Steyr puch (Daimler)	185.7	160	15	195	8	8x18
53	SY/24/1	19246	Steyr puch (Daimler)	185.7	185	15	195	8	10x18
54	TATA1313 R		TATA	211	150	14.85	191.6	8	
55	TATA1313F		TATA	211	100	10.35	191.6	8	
56	TZ/1/1		TATA	210	120	14.15	191.6	8	
57	TZ/2/1		TATA	210	150	14.15	191.6	8	
58	VL/74/1	19560	VOLVO	200	152	19.0/11.7	203	10	L11
59	VL/75/1	19561	VOLVO	160	152	19.0/14.8	203	10	L11
60	VL/76/1	19562	VOLVO	192	203	18.5/11.7	191.26	12	L-11
61	VL/77/1	19563	VOLVO	187	203	18.5/14.80	191.26	9	L-11
62	VL/86/1	19941	VOLVO	177	150	18.3 / 12.5	200	12	L9
63	VL/87/1	19938	VOLVO	177	175	18.3/12.6	200	12	L9
64	VL/88/1	19939	VOLVO	177	200	18.3/12.6	200	12	L9
65	VL/89/1	19940	VOLVO	177	225	18.3/12.6	200	12	L9
66	BC/62/63/1	15150	IVECO STEYR	252	80	7	155	12	6x18
67	BC/62/63/1	15174	IVECO STEYR	344	80	7	155	16	6x18
68	SV/37/1	19919	RENAULT G G 230.19/T	370	150	13.5	193.5	18	8 x 18
69	SA/11/1	19374	RENAULT TRUCKS	305	150	13	193	22	







BRAKE LINING SERIES

NON-ASBESTOS

S.NO	BFMC	WVA NO.	APPLICATION	IDL 	WIDTH 	THICKNESS 	OD 	HOLE 	RIVETS 
70	SA/10/1	19375	RENAULT TRUCKS	370	150	13	414	26	L-12
71	DF/44/1	19010	DAF	150	175.6	21.1	420	8	10-10
72	DF/45/1	19011	DAF	150	179.2	21	420	8	10-10
73	RW/1/5	19017	Seddon Atkinson	203.2	189.1	18.2	419	16	10-10
74	RW/2/5	19997	Seddon Atkinson	203.2	194.6	18.1	419	16	10-10
75	SA/10/1	19049	Fruehauf, Renault	150	346.7	12.5	414	26	6x15
76		19199	Fruehauf, Renault	150	284.8	12.5	414	22	6x15
77	DF/46/1	19052	DAF	175	179.2	21	420	12	10-10
78	DF/47/1	19055	DAF	175	175.6	21.1	420	12	L-11
79	DF/48/1	19063	DAF	200	179.2	21	420	16	10-10
80	DF/49/1	19064	DAF	200	175.6	21.1	420	16	10-10
81	VL/89/2	19068	Dennis, Volvo	223.2	177.1	17.9	410	14	L8/L10
82	DF/50/1	19069	DAF	240	180.9	21	420	16	10-10
83	DF/51/1	19077	DAF	240	177.4	21.1	420	16	10-10
84	VL/88/2	19071	AWD, Bedford, Dennis, ERF, Seddon son, Steyr, Volvo	198.2	177.1	17.9	410	14	10-10
85	GG/83/1	19072	Bedford, Ford, Iveco, Leyland, Renault,	152.4	374.4	12.7	394	12	L-9
86	MB/120/1	19078	Mercedes-Benz	200	173.5	15.5	364	8	8x12
87	MB/121/1	19112	Mercedes-Benz	200	130.5	15.5	364	6	8x12
88	VL/87/2	19090	AWD, Bedford, ERF, Volvo	173.2	177.1	17.9	410	14	10-10
89	GG/92/1	19111	Bedford, ERF, Ford, Leyland, Renault,	177.8	358.4	12.7	394	18	L-9
90	RW/38/1	19116		199.6	196.4	22	410	12	8x15
91	RW/39/1	19119		199.6	196.4	22	410	12	8x15
92	BC/90/1	19166	Kässbohrer	200	203.6	19.2	400	10	8x20







BRAKE LINING SERIES

NON-ASBESTOS

S.NO	BFMC	WVA NO.	APPLICATION	IDL 	WIDTH 	THICKNESS 	OD 	HOLE 	RIVETS 
93	BC/35/1	19200	BPW, Cardi, Fruehauf, SAE, SAF	160	203.9	17.8	420	10	8x15
94	DF/16/2	19256	Bova, DAF, Neoplan	178	212.4	18.5	419	14	10-10
95	DF/17/2	19260	Bova, DAF, Neoplan	178	217.5	18.6	419	14	10-10
96	GG/140	19351	Bedford, Ford, Renault	152.4	320	12.7	394	12	L-9
97	RW/1/3	19365	Fruehauf, Meritor	203.2	194.6	18.1	419	12	5x16
98	RW/2/3	19366	Fruehauf, Meritor	203.2	189.1	18.2	419	12	5x16
99	GG/142/1	19371	Bedford, ERF, Leyland	203.2	358.4	12.7	394	18	
100	CW/4/1	19384	Foden, Fruehauf, Iveco, Meritor,	177.8	189.1	18.6	381	12	10-10
101		19411		160	186.2	16	420	8	
102	MB/58/3	19466	Mercedes-Benz, Neoplan	220	155.5	19.2	408	10	8x15
103	VL/72/1	19467	Volvo	177.8	192	19	394	12	L-12
104	VL/73/1	19468	Volvo	177.8	147	19	394	9	L-12
105	SJ/32/1	19479	SAF	180	170.3	20.8	367	8	8x18
106	SJ/33/1	19480	SAF	180	170.3	20.7	367	8	8x18
107	SJ/34/1	19490	SAF	200	170.3	20.8	367	8	8x15
108	SJ/35/1	19491	SAF	200	170.3	20.7	367	8	8x15
109	MP/31/2	19494	Mercedes-Benz, Van Hool	160	178	17.3	410	8	8x20
110	MP/32/2	19495	Fruehauf, Renault	180	178	17.3	410	8	8x18
111	MP/36/2	19496	MAN, Mercedes-Benz, Steyr	223	178	17.3	410	8	8x20
112	MB/120/2	19505	Mercedes-Benz	200	173.6	15.5	364	8	8x12
113		19112	Mercedes-Benz	200	130.5	15.5	364	6	8x12
114	SJ/24/1	19517	SAF, Trailor	150	129.1	15.6	300	8	8x18
115	SJ/25/1	19518	SAF, Trailor	150	131.7	15.7	300	8	8x18







BRAKE LINING SERIES

NON-ASBESTOS

S.NO	BFMC	WVA NO.	APPLICATION	IDL 	WIDTH 	THICKNESS 	OD 	HOLE 	RIVETS 
116	RW/29/1	19553	ERF, Iveco, Meritor	199.6	196.4	21.2	410	12	8x15
117	RW/28/1	19555	Iveco, Meritor, Rockwell	180	196.4	21.2	410	12	8x15
118	FT/6/1	19557	Foden, Fruehauf, SAE, SAF, SMB, Trailor	203.2	194.6	18.1	419	16	5x16
119	FT/7/1	19606	Foden, Fruehauf, SAE, SAF, SMB, Trailor	203.2	189.1	18.2	419	16	5x15
120	BC/79/1	19573	BPW	150	145.4	17.5	300	8	8x18
121	MB/74/1	19579	Bova, MAN, Mercedes-Benz, Neoplan	160	217.1	17.7	410	10	8x20
122	MB/75/1	19580	Bova, MAN, Mercedes-Benz, Neoplan	160	173.7	17.6	410	8	8x20
123	MB/76/1	19581	Bova, MAN, Mercedes-Benz, Neoplan	220	217.1	17.7	410	10	8x20
124	MB/77/1	19582	Bova, MAN, Mercedes-Benz, Neoplan	220	173.7	17.6	410	8	8x20
125	BC/81/1	19591	BPW	220	203.9	17.8	420	10	8x15
126	RW/9/3	19604	Fruehauf, Meritor	190.5	126.6	15.7	311	10	L-10
127	RW/13/3	19605	Fruehauf, Meritor	190.5	159.2	15.5	311	10	L-10
128	FT/11/1	19613	Fruehauf, SMB, Trailor	177.8	194.6	19.4	419	16	5x15
129	FT/12/1	19614	Fruehauf, SMB, Trailor	177.8	189.1	19.5	419	16	5x15
130	MB/84/1	19632	Mercedes-Benz	180	173.7	17.7	410	8	8x18
131	MB/85/1	19633	Mercedes-Benz	180	217.1	17.6	410	10	8x18
132	RW/28/30/31/1	19714	Iveco	179.6	196.4	22	410	12	8x15
133	RW/29/32/33/1	19716	ERF, Iveco, Meritor	199.6	196.4	22.1	410	12	8x15
134	BC/120/1	19718	Fruehauf, Benalu, SMBF	200	169.05	20.68	360.9	8	5x16
135	BC/121/1	19719	Fruehauf, Benalu, SMBF	200	169.05	20.62	360.9	8	5x16
136		19720	Raba	160	195.3	21.7	400	10	10-10
137		19721	Raba	160	195.3	21.8	400	10	10-10
138		19722	Raba	180	195.3	21.7	420	16	L-10




BRAKE LINING SERIES

NON-ASBESTOS

S.NO	BFMC	WVA NO.	APPLICATION	IDL 	WIDTH 	THICKNESS 	OD 	HOLE 	RIVETS 
139	FT/15/1	19790	Fruehauf	177.8	189.1	18.3	419	12	5x16
140	FT/16/1	19791	Fruehauf	177.8	194.6	18.3	419	12	5x16
141	VL/81/1	19799	Volvo	254	147	19	394	12	L-10
142	VL/82/1	19800	Volvo	254	192	19	394	9	L-10
143		19825	Bergische Achsen (BPW), Warstein	220	203.94	17.8	420	10	
144	MB/104/1	19844	Mercedes-Benz	160	130.5	13.5	360	6	8x15
145	MB/105/1	19845	Mercedes-Benz	160	173.5	13.5	360	8	8x15
146	MB/113/1	19844 20	Mercedes-Benz	160	130.5	15.5	364	6	8x15
147	MB/114/1	19845 20	Mercedes-Benz	160	173.5	15.5	364	8	8x15
148	PB/18/1	19847	Neoplan, Perrot, Setra, Van Hool	220	196	17.5	410	12	10x18
149	PB/19/1	19848	Neoplan, Perrot, Setra, Van Hool	220	196	17.4	410	12	10x18
150	PB/16/1	19849	Neoplan, Perrot, Setra	160	196	17.4	410	8	10x18
151	PB/17/1	19850	Neoplan, Perrot, Setra	160	196	17.5	410	8	10x18
152	VL/83/1	19885	Volvo	239.5	192	19	394	12	L-12
153	VL/84/1	19886	Volvo	239.5	147	19	394	9	L-12
154	CW/11/1	19887	Ford	177.8	195.6	19.5	394	16	L-8
155	DF/36/1	19888	DAF	175	180.9	18.7	420	12	10-10
156	DF/37/1	19889	DAF	175	177.4	18.8	420	12	10-10
157	DF/32/1	19890	Bova, DAF	200	177.4	18.8	420	16	10-10
158	DF/33/1	19891	Bova, DAF	200	180.9	18.7	420	16	10-10
159	PB/10/1	19559	SETRA SERIES 200 S 200	211	180	15.8	410	8	10x18
160	PB/11/1	19558	SETRA SERIES 200 S 200	207	180	15.9	410	8	10x18
161	BT/59/1	19451	RENAULT TRUCKS TRK	370.5	175	14	414	16	

BRAKE LINING SERIES

NON-ASBESTOS

S.NO	BFMC	WVA NO.	APPLICATION	IDL 	WIDTH	THICKNESS 	OD 	HOLE	RIVETS
162	BT/59/4	19569	RENAULTS TRUCKS	370.5	175	14	414	14	
163	SV/7/1	19185	MAN 13215	193	90	19	412	6	
164	PD/4/1	19881	PEGAS TRONER 1334 R	160	200	18.9	410	13	6x15
165	PD/3/1	19879	PEGAS TRONER 1334 R	160	200	17.8	410	13	6x15
166	PB/18/1	19699	BOVA FUTURA FHD, MERCE CONE NEOPL CITYLINER, NEOPL JETLINER SKYLINER, NEOPL TRANSLINER, S SERIES 200, 300	196	220	17.3	110	12	10x18
167	PB/10/1	17742	SETRA SERIES 300	207	140	16.8	410	8	10x20
168	PB/9/1	17743	SETRA SERIES 300	210	140	16.8	410	8	10x20
169	MB/83/1	17795	MERCE O 303	173.7	140	17.7	410	8	8x18
170	MB/82/1	17796	MERCE O 303	217	140	17.6	410	10	8x18
171	PD/8/1	19878	PEGAS TRONER 1236.38T	160	160	16.2	410	13	6x15
172	PD/7/1	19877	PEGAS TRONER 1236.38T	160	160	16.2	410	13	6x15
173	HJ/20/1	19449	HANOMAG	195	180	19	420	8	
174	BC/46/1	19121	BPW 420 X 180	191	180	18	420	10	
175	HJ/21/1	19450	HANOMAG	191	180	19	420	8	
176	FI/106/1	19694	FIAT, IVECO LKW	197	180	12	420	16	8x20
177	DF/30/1	19617	DAF F2800, DAF F3300, DAF F3600	210	203.2	18.5	420	16	L-10
178	DF/31/1	19618	DAF F2800, DAF F3300, DAF F3600	219	203.2	18.5	420	16	L-10
179	DF/38/1	19915	DAF 95 FA 95.310, DAF FTG, DAF FTT	177.4	240	18.8	420	16	L-11
180	DF/39/1	19914	DAF 95 FA 95.310, DAF FTG, DAF FTT	180.9	240	18.7	420	16	L-11

BRAKE LINING SERIES

NON-ASBESTOS