



APPLICATIONS




ZPS FOR MILLING



ZPS FOR HMC



ZPS FOR HEAVY DUTY APPLICATION



ZPS FOR AUTO MOBILE COMPONENTS

**REDUCE
SETUP TIME**

**UPTO
90%**

FENWICK AND RAVI
your productivity solution partner

10/3 Lakshmipura main road
Chikkabanavara PostAbbigere,
Bangalore,Karnataka, India- 560090

farexports@far.co.in
sales@far.co.in
sales@farglobal.in

+91 98800 10506
+91 9880019660
+91-80-23253901

www.far.co.in
www.farglobal.in

FAR

www.far.co.in



ZERO POINT SYSTEMS

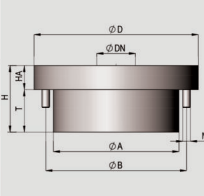
- Accurate Positioning of the component
- Hydraulic / Pneumatic systems
- Hardened Stainless Steel
- Upto 40% increase in productivity
- Feed back and Blow out options
- High repeatability <0.01 mm

HYDRAULIC - STANDARD MODELS

MODEL	CLAMPING FORCE	OPER. PRESSURE	REPEATABILITY	WEIGHT	BLOW OUT
ZP5	5 KN	30-35 BAR	0.01 MM	0.5 kg	Optional
ZP10	10 KN	15-20 BAR	0.01 MM	5 kg	Optional
ZP20	20 KN	30-35 BAR	0.01 MM	5.5 kg	Optional
ZP40	40 KN	50-55 BAR	0.01 MM	6.5 kg	Optional

DIMENSIONS - STANDARD MODELS

MODEL	ØD	ØDN	ØA	ØB	M	H	HA	T
ZP5	75	15	55	63	M4	28	8	20
ZP10	135	22	94	111	M8	60	32	28
ZP20	150	32	111	128	M8	60	25	35
ZP40	170	40	130	147	M8	69	25	44

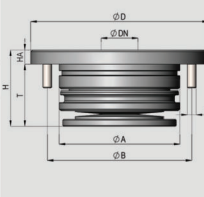


INTEGRATED TYPE HYDRAULIC

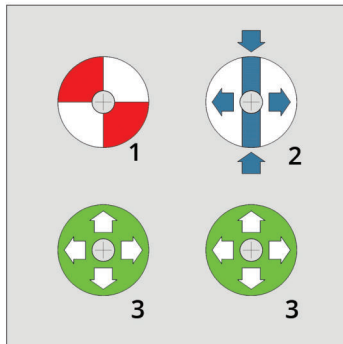
MODEL	CLAMPING FORCE	OPER. PRESSURE	REPEATABILITY	WEIGHT	BLOW OUT
ZP10 SP	10 KN	15-20 BAR	0.01 MM	0.8 kg	Optional
ZP20 SP	20 KN	30-35 BAR	0.01 MM	1.5 kg	Optional

DIMENSIONS - INTEGRAL MODELS

MODEL	ØD	ØDN	ØA	ØB	M	H	HA	T
ZP10 SP	100	22	68	82	M5	43	8	35
ZP20 SP	120	32	85	100	M6	52	10	42



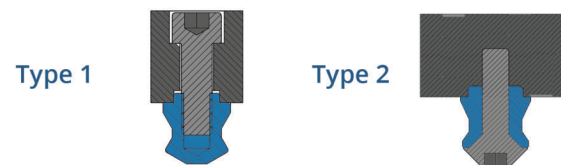
Pneumatic variants available



Arrangement of Pull Studs...

- 1 - Zero Pull Stud, for location
- 2 - Timing Pull Stud, for location and free axis
- 3 - Under size Pull Stud, for holding

Pull Stud Mounting Options

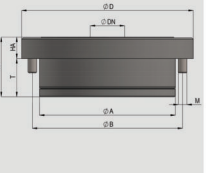


PNEUMATIC - STANDARD MODELS

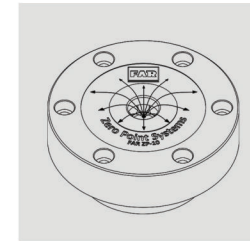
MODEL	CLAMPING FORCE	OPER. PRESSURE	REPEATABILITY	WEIGHT	BLOW OUT
ZP5 P	1.5 KN	4-6 BAR	0.01 MM	0.5 kg	Optional
ZP10 P	10 KN	4-6 BAR	0.01 MM	2.5 kg	Optional

DIMENSIONS - PNEUMATIC MODELS

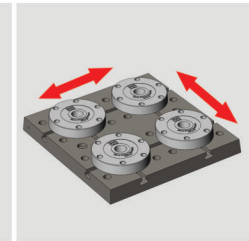
MODEL	ØD	ØDN	ØA	ØB	M	H	HA	T
ZP5 P	75	15	55	63	M4	25.5	8	17.5
ZP10 P	120	22	95	105	M6	42	15	27



FEATURES AVAILABLE




BLOW OUT
for chip removal



VARIABLE CENTER
distance



RUST FREE
Stainless Steel



FEED BACK
for additional safety

CLAMPING STATION LAYOUTS

