











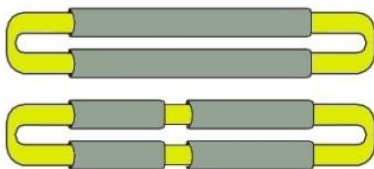
Endless Round Slings



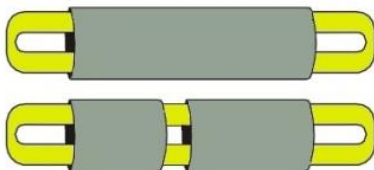
Soft, Supple & light weight, easy to handle.
 The most flexible sling available conforms to the load extremely well and provides choker hold.
 Being endless, wears evenly as load & hook contact points can be continually rotated to extend sling life.
 Load bearing fibers never come in contact with the load.
 Seamless cover, no edge to wear out.
 Cover abrasion will not reduce the capacity.
 Adapts to all sizes, types and load configurations.
 Lightweight, easy to rig, store & clean.
 Colour coded for easy identification.
 Available in safety factor 7:1 and 5:1
 Free overload tail indicator yarn and optical fiber



			ROUND ENDLESS SLINGS CAPACITY IN KGS								
			WLL in kg with one Round Sling				WLL in kg with two Round Slings				
			Straight lift	Choke Hitch	Basket Hitch			Straight Inclination		Choke Inclination	
ITEM CODE	DIA	COLOUR CODE			up to 7°	7° - 45°	45° -60°	7°-45°	45° - 60°		
											
MODE FACTOR			M=1.0	M=0.8	M=2	M=1.4	M=1.0	M=1.4	M=1.0	M=1.12	M=0.8
LRE-1	18	VIOLET	1000	800	2000	1400	1000	1400	1000	1120	800
LRE-2	20	GREEN	2000	1600	4000	2800	2000	2800	2000	2240	1600
LRE-3	22	YELLOW	3000	2400	6000	4200	3000	4200	3000	3360	2400
LRE-4	25	GREY	4000	3200	8000	5600	4000	5600	4000	4480	3200
LRE-5	28	RED	5000	4000	10000	7000	5000	7000	5000	5600	4000
LRE-6	32	BROWN	6000	4800	12000	8400	6000	8400	6000	6720	4800
LRE-8	38	BLUE	8000	6400	16000	11200	8000	11200	8000	8960	6400
LRE-10	46	ORANGE	10000	8000	20000	14000	10000	14000	10000	11200	8000
LRE-12	58	ORANGE	12000	9600	24000	16800	12000	16800	12000	13440	9600
LRE-15	70	ORANGE	15000	12000	30000	21000	15000	21000	15000	16800	12000
LRE-20	78	ORANGE	20000	16000	40000	28000	20000	28000	20000	22400	16000
LRE-25	90	ORANGE	25000	20000	50000	35000	25000	35000	25000	28000	20000
LRE-30	100	ORANGE	30000	24000	60000	42000	30000	42000	30000	33600	24000
LRE-36	115	ORANGE	36000	28800	72000	50400	36000	50400	36000	40320	28800
LRE-40	150	ORANGE	40000	32000	80000	56000	40000	56000	40000	44800	32000
LRE-50	180	ORANGE	50000	40000	100000	70000	50000	70000	50000	56000	40000



Double Part Sleeves



Single Part Sleeves

To protect the round slings from cut while using on sharp edges Anti-Abrasive and Anti-cut sleeves must be used. There are basically 2 types of sleeves available for round slings

1. Movable type sleeves- slide freely on sling but cannot be removed
 2. Quick Sleeve – Slide freely on sling and removable have Velcro
- All these slings are available in different types of material i.e. Polyester, Kevlar, High Molecular Polyethylene (HMPE), Polyester with PU impregnated, Polyurethane blended Polymer and Polyurethane.